

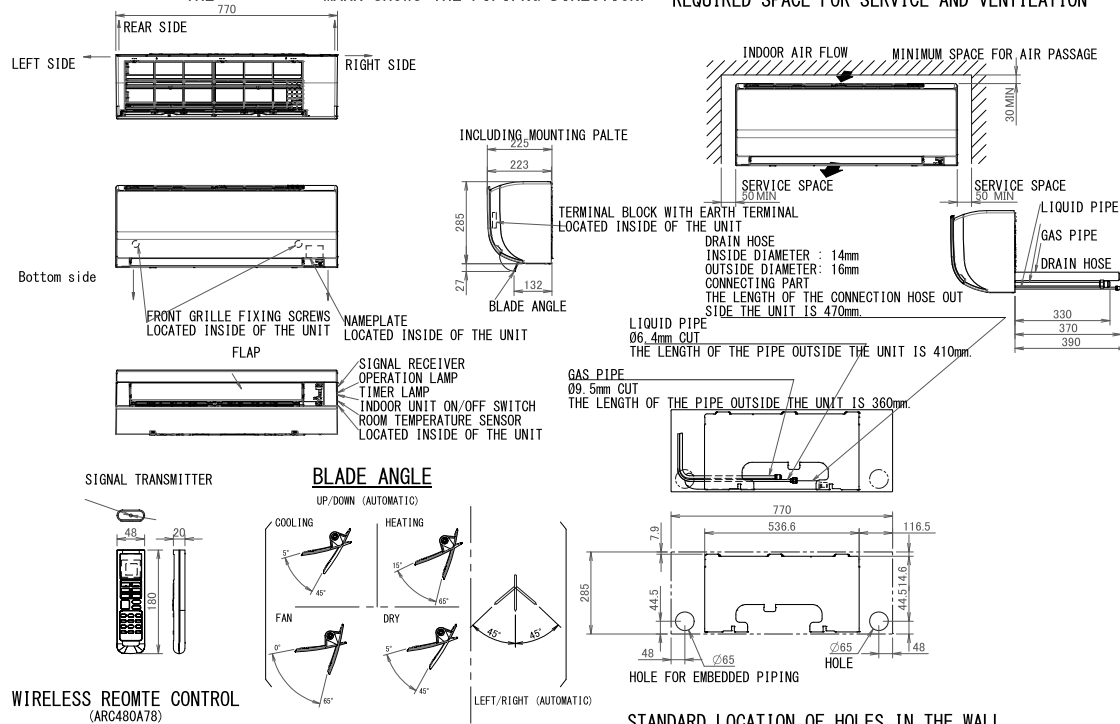
4 Dimensional drawings

4 - 1 Dimensional Drawings

ATXP-N
FTXP20-35N

THE " —> " MARK SHOWS THE PIPING DIRECTION.

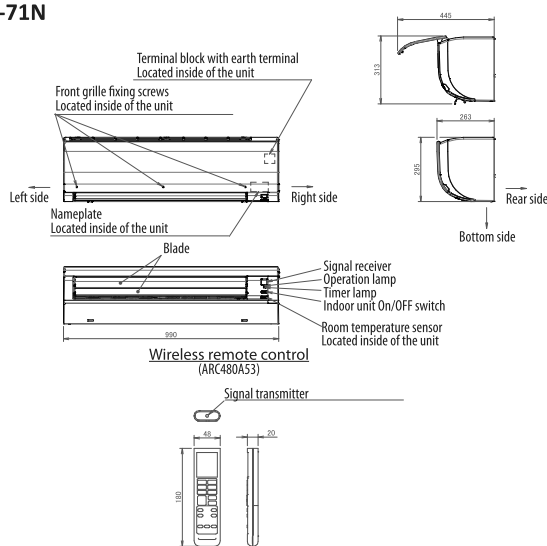
REQUIRED SPACE FOR SERVICE AND VENTILATION



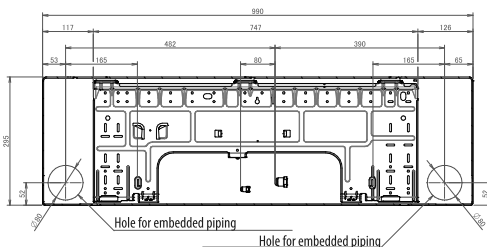
STANDARD LOCATION OF HOLES IN THE WALL

3D144255

FTXP50-71N

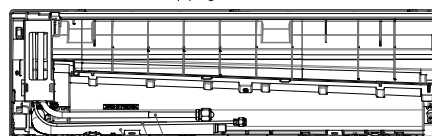


Standard location of holes in the wall



NOTES

The → mark shows the piping direction.

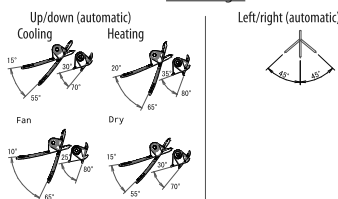


Gas pipe
-Ø9.5 CuT
The length of the pipe outside the unit is -365-mm.

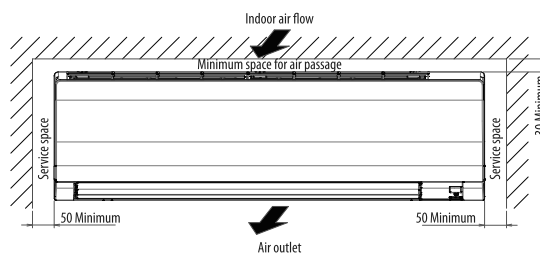
Liquid pipe
-Ø6.4 CuT
The length of the pipe outside the unit is -450-mm.

Drain hose
Inside diameter: -14-mm
Outside diameter: -16-mm
The length of the connection hose outside the unit is -360-mm

Blade angle



Required space for service and ventilation



2D142295