Wall mounted unit Air Conditioning Technical Data

FTXM-R

FTXM20R2V1B
FTXM20R5V1B
FTXM25R5V1B
FTXM25R2V1B
FTXM35R2V1B
FTXM35R5V1B
FTXM42R2V1B
FTXM42R5V1B
FTXM50R2V1B
FTXM60R2V1B
FTXM71R2V1B

EEDEN22

TABLE OF CONTENTS

FTXM-R

1	Features	4
	FTXM-R	4
2	Specifications	5
3	Options	8
4	Dimensional drawings	9
5	Centre of gravity	11
6	Piping diagrams	13
7	Wiring diagrams	16
	Wiring Diagrams - Single Phase	16
8	Sound data	17
	Sound Power Spectrum	17
	Sound Pressure Spectrum	24

1 Features

1 - 1 FTXM-R

Attractive, wall mounted design with perfect indoor air quality

1

- Seasonal efficiency values up to A+++ in cooling and heating
- Heat boost quickly heats up your home when starting up your air conditioner. Set temperature is reached 14% faster than a regular air conditioner (pair only)
- Using electrons to trigger chemical reactions with air borne particles, the Flash Streamer breaks down allergens such as pollen and fungal allergens and removes bothersome odours providing a better, cleaner air
- Silver allergen removal and air purifying filter captures allergens such as pollen to ensure a steady supply of clean air
- Voice command via Amazon Alexa or Google Assistant to control main functions such as set point, operation mode, fan speed, etc
- Onecta app: control your indoor from any location with an app, via your local network or internet.
- Quiet operation: down to 19dBA sound pressure level
- 3-D air flow combines vertical and horizontal auto swing to circulate a stream of warm or cool air right to the corners of even large spaces
- 2-area motion detection sensor: air flow is sent to a zone other than where the person is located at that moment; if no people are detected, the unit will automatically switch over to the energy-efficient setting. (larger capacity area)

Practically inaudible | Heat boost | Daikin Residential Controller | Econo mode | 2 area motion detection sensor | Energy saving during standby mode | Night set mode | Fan only | Comfort mode

Powerful mode | Auto cooling-heating changeover | Indoor unit silent operation | Outdoor unit silent operation | 3-D air flow | Vertical auto swing | Horizontal auto swing | Auto fan speed | Fan speed steps

Dry programme | Silver allergen removal and air purifying filter | Flash Streamer | Titanium apatite deodorising filter | Air filter | Weekly timer | 24 hour timer | Infrared remote control | Wired remote control

Centralised control | Auto-restart | Self diagnosis | Multi model application

2 Specifications

2 - 1 FTXM-R

Technical specifications					FTXM20R	FTXM20R	FTXM25R	FTXM25R	FTXM35R	FTXM35R
Power input	Cooling	Nom.		kW	0.029		0.025		0.030	
	Heating	Nom.		kW	0.023		0.022		0.027	
Casing	Colour				White					
Dimensions	Unit	Height		mm	295					
		Width		mm	778					
		Depth		mm	272					
	Packed unit	Height		mm	350					
		Width		mm	865					
		Depth		mm	375					
Weight	Unit			kg	10.0					
	Packed unit			kg	12.0					
Packing	Weight			kg	2.0					
Heat exchanger	Length			mm	610					
	Rows	Quantity			2					
	Fin pitch			mm	1.4					
	Stages	Quantity			18					
	Passes	Quantity			2.0		3.0			
	Tube type				ø5 Hi-XB					
	Fin	Type			ML fin (Multi louver)					
Heat exchanger 2	Length			mm	600					
	Rows	Quantity			1					
	Fin pitch			mm	1.4					
	Stages	Quantity			8					
Heat exchanger 3	Length			mm	-		600			
	Rows	Quantity			-		1			
	Fin pitch			mm	-		1.4			
	Stages	Quantity			-		4			
Fan	Type				Cross flow fan					
	Air flow rate	Cooling	High	m^3/min	10.5				11.3	
				cfm	370				400	
			Medium	m^3/min	7.5		7.6		7.8	
				cfm	264		267		274	
			Low	m^3/min	5.7				6.0	
				cfm	200		202		210	
			Silent operation	m^3/min	4.3		4.1		4.2	
				cfm	151		146		150	
Fan	Air flow rate	Heating	High	m^3/min	9.3		9.8			
				cfm	329		345			
			Medium	m^3/min	8.2		8.0		8.5	
				cfm	288		283		299	
			Low	m^3/min	6.2		6.3		6.5	
				cfm	220		222		230	
			Silent operation	m^3/min	5.1		4.9			
				cfm	179		174			
Fan motor	Model				MM6K11Y32VA					
	Speed	Steps			5 + silent, + auto					
		Cooling	High	rpm	1,060		1,070		1,140	
			Medium	rpm	800		820		840	
			Low	rpm	640		660		680	
			Silent operation	rpm	520				530	
		Heating	High	rpm	960		1,010			
			Medium	rpm	860				900	
			Low	rpm	690		710		730	
			Silent operation	rpm	590					
	Output	Rated		W	22					
Sound power level	Cooling			dBA	57				58	
	Heating			dBA	54					
Sound pressure level	Cooling	High		dBA	41				45	
		Medium		dBA	33					
		Low		dBA	25				29	
		Silent operation		dBA	19					
	Heating	High		dBA	39					
		Medium		dBA	34				35	
		Low		dBA	26		27		28	
		Silent operation		dBA	20					
Refrigerant	Type				R-32					
Piping connections	Liquid	OD		mm	6.35					
	Gas	OD		mm	9.50					
	Drain				18					
	Heat insulation				Both liquid and gas pipes					
Air filter	Type				Removable / washable					
Air direction control					Right, Left, Horizontal, Downward					

2 Specifications

2 - 1 FTXM-R

2

Technical specifications		FTXM20R	FTXM20R	FTXM25R	FTXM25R	FTXM35R	FTXM35R
Temperature control		Microcomputer control					
Control systems	Infrared remote control	ARC466A67					
	Wired remote control	BRC073A1					

Technical specifications					FTXM42R	FTXM42R	FTXM50R	FTXM60R	FTXM71R
Power input	Cooling	Nom.		kW	0.034		0.030	0.032	0.054
	Heating	Nom.		kW	0.038		0.032	0.035	0.060
Casing	Colour				White				
Dimensions	Unit	Height		mm	295		299		
		Width		mm	778		998		
		Depth		mm	272		292		
	Packed unit	Height		mm	350		397		
		Width		mm	865		1,115		
		Depth		mm	375		377		
Weight	Unit			kg	10.0		14.5		
	Packed unit			kg	12.0		17.0		
Packing	Weight			kg	2.0		3.0		
Heat exchanger	Length			mm	610		820		
	Rows	Quantity			2				
	Fin pitch			mm	1.4		1.4		
	Stages	Quantity			18				
	Passes	Quantity			3.0		6.0		4.0
	Tube type				ø5 Hi-XB				
	Fin	Type			ML fin (Multi louver)				
Heat exchanger 2	Length			mm	600		810		
	Rows	Quantity			1				
	Fin pitch			mm	1.4		1.4		
	Stages	Quantity			8				
Heat exchanger 3	Length			mm	600		810		
	Rows	Quantity			1				
	Fin pitch			mm	1.4		1.4		
	Stages	Quantity			4				
Fan	Type				Cross flow fan				
	Air flow rate	Cooling	High	m^3/min	11.9		15.8	16.7	16.9
				cfm	421		557	591	598
			Medium	m^3/min	9.0		14.0		15.0
				cfm	316		489	503	516
			Low	m^3/min	6.5		11.4	11.8	12.2
				cfm	230		404	417	430
			Silent operation	m^3/min	4.3		8.3	9.1	10.0
				cfm	150		291	322	353
Fan	Air flow rate	Heating	High	m^3/min	12.4		15.8	16.5	17.7
				cfm	439		557	584	626
			Medium	m^3/min	9.7		14.2	15.2	15.8
				cfm	341		503	536	557
			Low	m^3/min	6.5		12.0	12.4	12.7
				cfm	230		423	436	449
			Silent operation	m^3/min	4.9		10.5	11.1	11.6
				cfm	174		372	391	410
Fan motor	Model				MM6K11Y32VA		MM9E17Y33VA		
	Speed	Steps			5 + silent, + auto				
		Cooling	High	rpm	1,190		1,010	1,060	1,080
			Medium	rpm	940		910	930	950
			Low	rpm	730		780	800	820
			Silent operation	rpm	530		600	650	700
		Heating	High	rpm	1,230		1,010	1,050	1,120
			Medium	rpm	1,000		930	980	1,010
			Low	rpm	730		810	830	850
			Silent operation	rpm	590		730	760	790
	Output	Nominal		W	-		46		52
		Rated		W	22		-		
Sound power level	Cooling			dBA	60		58	60	
	Heating			dBA	60		58	59	61
Sound pressure level	Cooling	High		dBA	45		44	46	47
		Medium		dBA	39		40	42	43
		Low		dBA	30		36	37	38
		Silent operation		dBA	21		27	30	32
	Heating	High		dBA	45		43	45	46
		Medium		dBA	39		39	41	42
		Low		dBA	29		34	36	37
		Silent operation		dBA	21		31	33	34
Refrigerant	Type				R-32				

2 Specifications

2 - 1 FTXM-R

Technical specifications				FTXM42R	FTXM42R	FTXM50R	FTXM60R	FTXM71R
Piping connections	Liquid	OD	mm	6.35				
	Gas	OD	mm	9.50		12.7		15.9
	Drain			18				
	Heat insulation			Both liquid and gas pipes				
Air filter	Type			Removable / washable				
Air direction control				Right, Left, Horizontal, Downward				
Temperature control				Microcomputer control				
Control systems	Infrared remote control			ARC466A67				
	Wired remote control			BRC073A1				

Standard accessories: Installation manual; Quantity: 1;

Standard accessories: Operation manual; Quantity: 1;

Standard accessories: Wireless remote control; Quantity: 1;

Standard accessories: AAA dry-cell batteries; Quantity: 2;

Standard accessories: Remote control holder; Quantity: 1;

Standard accessories: Mounting plate; Quantity: 1;

Standard accessories: Titanium apatite deodorizing filter; Quantity: 2;

Standard accessories: Indoor unit fixing screws; Quantity: 2;

Standard accessories: WLAN adapter kit; Quantity: 1;

Standard accessories: Silver particle filter; Quantity: 1;

Electrical specifications				FTXM20R	FTXM20R	FTXM25R	FTXM25R	FTXM35R	FTXM35R
Power supply	Name			V1					
	Phase			1~					
	Frequency		Hz	50					
	Voltage		V	220-240					
Current	Nominal running current (RLA) - 50Hz	Heating	A	0.22				0.25	
Wiring connections - 50Hz	For power supply	Quantity		3					
		Remark		3 for power supply, 4 for interunit wiring (Earth wire included)					
Current	Nominal running current (RLA)	Cooling	A	0.30					

Electrical specifications				FTXM42R	FTXM42R	FTXM50R	FTXM60R	FTXM71R
Power supply	Name			V1				
	Phase			1~				
	Frequency		Hz	50				
	Voltage		V	220-240				
Current	Nominal running current (RLA) - 50Hz	Heating	A	0.40		0.20	0.30	0.40
Wiring connections - 50Hz	For power supply	Quantity		3				
		Remark		3 for power supply, 4 for interunit wiring (Earth wire included)				
Current	Nominal running current (RLA)	Cooling	A	0.30		0.20		0.40

Heating: indoor temp. 20°CDB; outdoor temp. 7°CDB, 6°CWB; equivalent refrigerant piping: 5m |
Cooling: indoor temp. 27°CDB, 19.0°CWB; outdoor temp. 35°CDB, 24°CWB; equivalent piping length: 5m

3 Options

3 - 1 Options

3

CTXM-N
FTXM-N
ATXM-N
CTXM-R
FTXM-R
ATXM-R
CVXM-A
FVXM-A
FTXTM-R
FTXJ-A(W_S_B)

					A-MID																					New Perfera														New Floor stand				OH4 midl. imp.		Emura 3																	
		Factory			D/Cz																					R2 :DiCz R5 OTA S						D/Cz								D/Cz				D/Cz		D/Cz																					
		Casing			R32 BM5	R32 BM5	R32 BM5	R32 BM5	R32 BM5	R32 BM5	R32 BM5	R32 BML	R32 BML	R32 BML	R32 BM5	R32 BM5	R32 BM5	R32 BML	R32 BM5	R32 BM5	R32 BM5	R32 BML	R32 BM5	R32 BM5	R32 BM5	R32 BML	R32 BM5	R32 BM5	R32 BM5	R32 BML	R32 BM5	R32 BM5	R32 BM5	R32 BML	R32 BM5	R32 BM5	R32 BM5	R32 BML	Floor Sand	Floor Sand	Floor Sand	Floor Sand	R32 BM5	R32 BML	R32 BM5	R32 BML	Emura 3	Emura 3	Emura 3	Emura 3	Emura 3	Emura 3	Emura 3	Emura 3	Emura 3	Emura 3	Emura 3	Emura 3	Emura 3	Emura 3	Emura 3	Emura 3
		Class			15	20	25	35	45	50	60	71	20	25	35	50	15	20	25	35	45	50	60	71	20	25	35	50	20	25	35	50	20	25	35	50	30	40	20	20	20	20	25	25	25	35	35	35	35	42	42	42	50	50	50	50
	Applicable models		CTXM15R2V1B	FTXM20R2V1B	FTXM25R2V1B	FTXM35R2V1B	FTXM45R2V1B	FTXM50R2V1B	FTXM60R2V1B	FTXM71R2V1B	ATXM20R2V1B	ATXM25R2V1B	ATXM35R2V1B	ATXM50R2V1B	CTXM15R5V1B / CTXM15R5V1B	FTXM20R2V1B / FTXM20R5V1B	FTXM25R2V1B / FTXM25R5V1B	FTXM35R2V1B / FTXM35R5V1B	FTXM42R2V1B / FTXM42R5V1B	FTXM50R2V1B	FTXM60R2V1B	FTXM71R2V1B	ATXM20R2V1B / ATXM20R5V1B	ATXM25R2V1B / ATXM25R5V1B	ATXM35R2V1B / ATXM35R5V1B	ATXM50R2V1B	CVXM20A2V1B, CVXM20A3V1B	FVXM25A2V1B, FVXM25A3V1B	FVXM35A2V1B, FVXM35A3V1B	FVXM50A2V1B, FVXM50A3V1B	FTXTM30R2V1B	FTXTM40R2V1B	FTXJ20A2V1B	FTXJ20A2V1BS	FTXJ20A2V1BB	FTXJ20A2V1BW	FTXJ25A2V1B	FTXJ25A2V1BS	FTXJ25A2V1BB	FTXJ25A2V1BW	FTXJ35A2V1B	FTXJ35A2V1BS	FTXJ35A2V1BB	FTXJ35A2V1BW	FTXJ42A2V1B	FTXJ42A2V1BS	FTXJ42A2V1BB	FTXJ42A2V1BW	FTXJ50A2V1B	FTXJ50A2V1BS	FTXJ50A2V1BB	FTXJ50A2V1BW
Option kit	Product name	Remark New Perfera	Remark New floor stand	Remark Emura 3																																																														
Wired remote control	BRC073A1	②③	②③	②③		✓	✓	✓	✓	✓	✓	✓	✓	✓	✓	✓	✓	✓	✓	✓	✓	✓	✓	✓	✓	✓	✓	✓	✓	✓	✓	✓	✓	✓	✓	✓	✓	✓	✓	✓	✓	✓	✓	✓	✓	✓	✓	✓	✓	✓	✓	✓	✓	✓	✓	✓	✓	✓	✓	✓	✓
Extension cord for wired remote control (·3·m)	BRCW901A03					✓	✓	✓	✓	✓	✓	✓	✓	✓	✓	✓	✓	✓	✓	✓	✓	✓	✓	✓	✓	✓	✓	✓	✓	✓	✓	✓	✓	✓	✓	✓	✓	✓	✓	✓	✓	✓	✓	✓	✓	✓	✓	✓	✓	✓	✓	✓	✓	✓	✓	✓	✓	✓	✓	✓	✓
Extension cord for wired remote control (·8·m)	BRCW901A08					✓	✓	✓	✓	✓	✓	✓	✓	✓	✓	✓	✓	✓	✓	✓	✓	✓	✓	✓	✓	✓	✓	✓	✓	✓	✓	✓	✓	✓	✓	✓	✓	✓	✓	✓	✓	✓	✓	✓	✓	✓	✓	✓	✓	✓	✓	✓	✓	✓	✓	✓	✓	✓	✓	✓	✓
Intelligent Tablet Controller	DCC601A51	②③	②③	②③		✗	✗	✗	✗	✗	✗	✗	✗	✗	✗	✗	✗	✗	✗	✗	✗	✗	✗	✗	✗	✗	✗	✗	✗	✗	✗	✗	✗	✗	✗	✗	✗	✗	✗	✗	✗	✗	✗	✗	✗	✗	✗	✗	✗	✗	✗	✗	✗	✗	✗	✗	✗	✗	✗	✗	✗
Wiring adaptor (normal open contact - normal open pulse contact)	KRP413AB1S		②③	②③		✓	✓	✓	✓	✓	✓	✓	✓	✓	✓	✓	✓	✓	✓	✓	✓	✓	✓	✓	✓	✓	✓	✓	✓	✓	✓	✓	✓	✓	✓	✓	✓	✓	✓	✓	✓	✓	✓	✓	✓	✓	✓	✓	✓	✓	✓	✓	✓	✓	✓	✓	✓	✓	✓	✓	✓
Interface adaptor for DIII-NET	KRP928BB2S		②③	②③		✓	✓	✓	✓	✓	✓	✓	✓	✓	✓	✓	✓	✓	✓	✓	✓	✓	✓	✓	✓	✓	✓	✓	✓	✓	✓	✓	✓	✓	✓	✓	✓	✓	✓	✓	✓	✓	✓	✓	✓	✓	✓	✓	✓	✓	✓	✓	✓	✓	✓	✓	✓	✓	✓	✓	✓
Central remote control	DCS302CA51	②③	②③	②③		✓	✓	✓	✓	✓	✓	✓	✓	✓	✓	✓	✓	✓	✓	✓	✓	✓	✓	✓	✓	✓	✓	✓	✓	✓	✓	✓	✓	✓	✓	✓	✓	✓	✓	✓	✓	✓	✓	✓	✓	✓	✓	✓	✓	✓	✓	✓	✓	✓	✓	✓	✓	✓	✓	✓	✓
Unified ON/OFF controller	DCS301BA51	②③	②③	②③		✓	✓	✓	✓	✓	✓	✓	✓	✓	✓	✓	✓	✓	✓	✓	✓	✓	✓	✓	✓	✓	✓	✓	✓	✓	✓	✓	✓	✓	✓	✓	✓	✓	✓	✓	✓	✓	✓	✓	✓	✓	✓	✓	✓	✓	✓	✓	✓	✓	✓	✓	✓	✓	✓	✓	✓
Schedule timer	DST301BA51	②③	②③	②③		✓	✓	✓	✓	✓	✓	✓	✓	✓	✓	✓	✓	✓	✓	✓	✓	✓	✓	✓	✓	✓	✓	✓	✓	✓	✓	✓	✓	✓	✓	✓	✓	✓	✓	✓	✓	✓	✓	✓	✓	✓	✓	✓	✓	✓	✓	✓	✓	✓	✓	✓	✓	✓	✓	✓	✓
Intelligent Touch Manager	DCM601A5A	②③	②③	②③		✓	✓	✓	✓	✓	✓	✓	✓	✓	✓	✓	✓	✓	✓	✓	✓	✓	✓	✓	✓	✓	✓	✓	✓	✓	✓	✓	✓	✓	✓	✓	✓	✓	✓	✓	✓	✓	✓	✓	✓	✓	✓	✓	✓	✓	✓	✓	✓	✓	✓	✓	✓	✓	✓	✓	✓
-Modbus- interface	EKMBDXA7V1	②③	②③	②③		✓	✓	✓	✓	✓	✓	✓	✓	✓	✓	✓	✓	✓	✓	✓	✓	✓	✓	✓	✓	✓	✓	✓	✓	✓	✓	✓	✓	✓	✓	✓	✓	✓	✓	✓	✓	✓	✓	✓	✓	✓	✓	✓	✓	✓	✓	✓	✓	✓	✓	✓	✓	✓	✓	✓	✓
Modbus gateway	RTD-RA	②③	②③	②③		✓	✓	✓	✓	✓	✓	✓	✓	✓	✓	✓	✓	✓	✓	✓	✓	✓	✓	✓	✓	✓	✓	✓	✓	✓	✓	✓	✓	✓	✓	✓	✓	✓	✓	✓	✓	✓	✓	✓	✓	✓	✓	✓	✓	✓	✓	✓	✓	✓	✓	✓	✓	✓	✓	✓	✓
-KNX- interface	KLIC-DD	②③	②③	②③		✓	✓	✓	✓	✓	✓	✓	✓	✓	✓	✓	✓	✓	✓	✓	✓	✓	✓	✓	✓	✓	✓	✓	✓	✓	✓	✓	✓	✓	✓	✓	✓	✓	✓	✓	✓	✓	✓	✓	✓	✓	✓	✓	✓	✓	✓	✓	✓	✓	✓	✓	✓	✓	✓	✓	✓
Titanium apatite deodorising filter without frame	KAF970A46	①	①	①		✗	✗	✗	✗	✗	✗	✗	✗	✗	✗	✗	✗	✗	✗	✗	✗	✗	✗	✗	✗	✗	✗	✗	✗	✗	✗	✗	✗	✗	✗	✗	✗	✗	✗	✗	✗	✗	✗	✗	✗	✗	✗	✗	✗	✗	✗	✗	✗	✗	✗	✗	✗	✗	✗	✗	✗
Silver particle filter (Ag-ion) with frame	KAF057A41	①		①		✗	✗	✗	✗	✗	✗	✗	✗	✗	✗	✗	✗	✗	✗	✗	✗	✗	✗	✗	✗	✗	✗	✗	✗	✗	✗	✗	✗	✗	✗	✗	✗	✗	✗	✗	✗	✗	✗	✗	✗	✗	✗	✗	✗	✗	✗	✗	✗	✗	✗	✗	✗	✗	✗	✗	✗
Conversion wire harness	EKRS21					✗	✗	✗	✗	✗	✗	✗	✗	✗	✗	✗	✗	✗	✗	✗	✗	✗	✗	✗	✗	✗	✗	✗	✗	✗	✗	✗	✗	✗	✗	✗	✗	✗	✗	✗	✗	✗	✗	✗	✗	✗	✗	✗	✗	✗	✗	✗	✗	✗	✗	✗	✗	✗	✗	✗	✗

Notes
1. Standard accessory
2. This option features a(n) ·S21· connector. To connect this option to the indoor unit, therefore conversion wire harness ·EKRS21· is required.
3. This option cannot operate together with the wireless LAN functionality that is a standard feature of the indoor unit.
   When connecting this option to the indoor unit, turn off the indoor unit's wireless LAN functionality.

3D120481E

4 Dimensional drawings

4 - 1 Dimensional Drawings

CTXM-R
FTXM20-42R

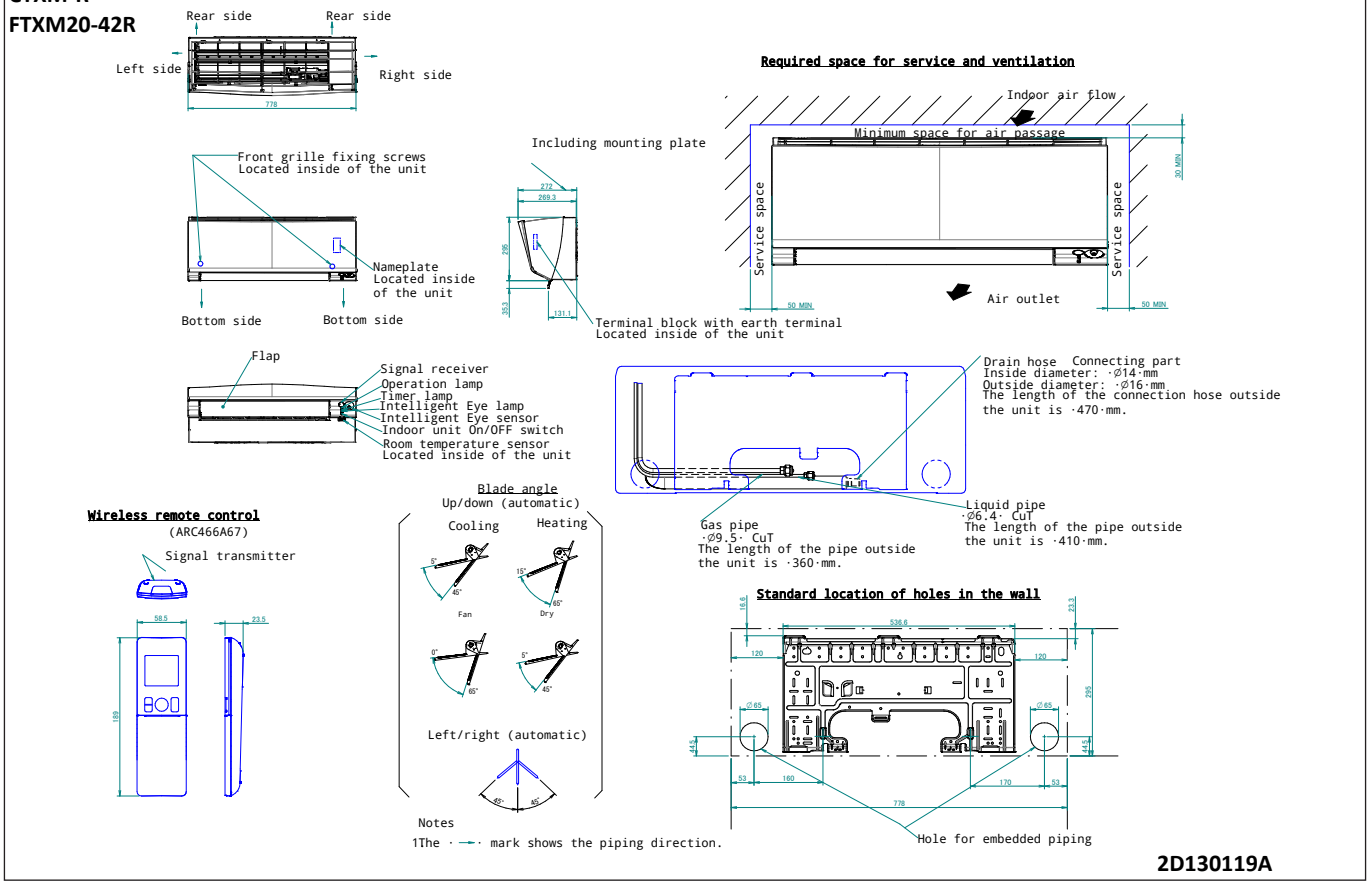

FTXM50-60R

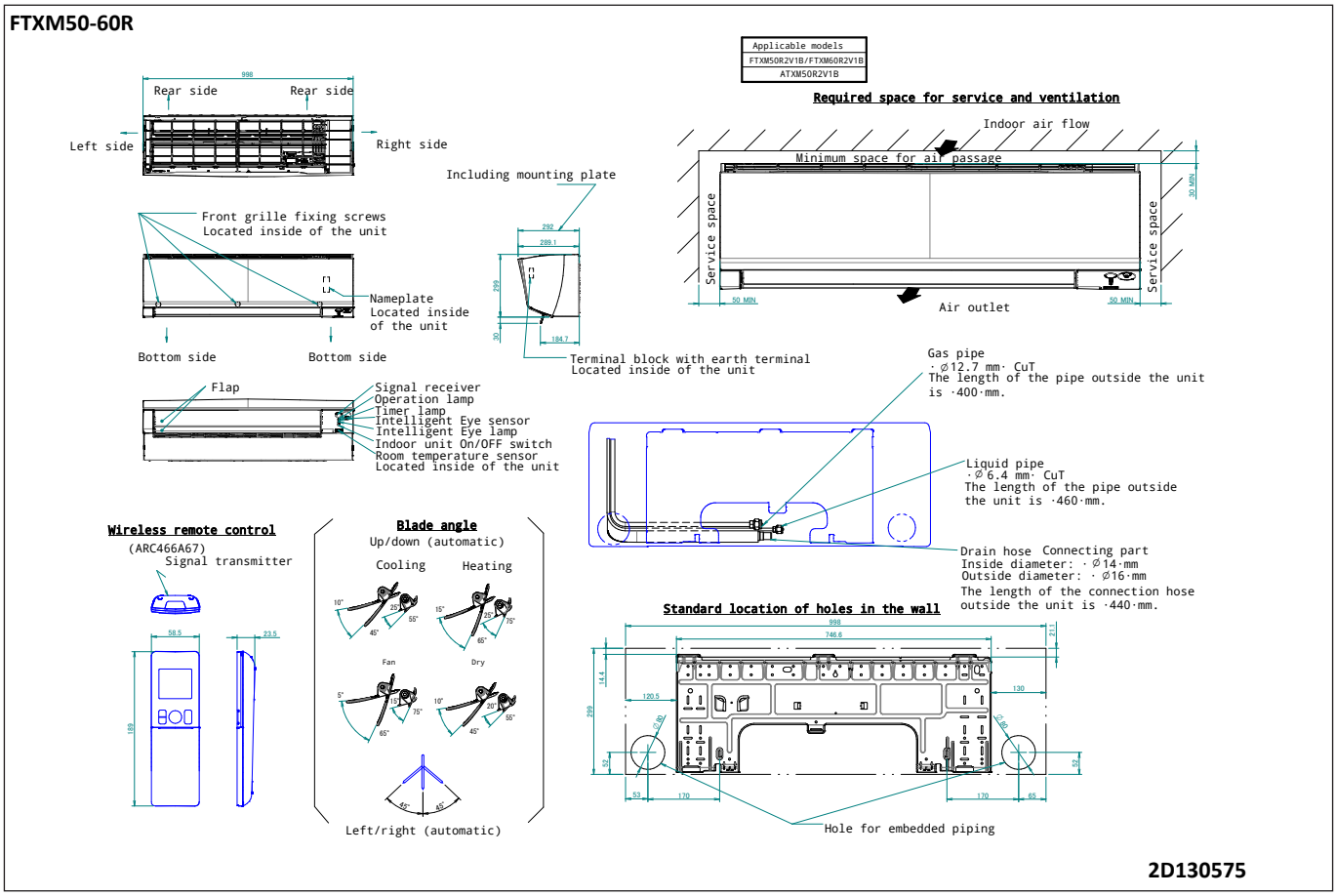

4 Dimensional drawings

4 - 1 Dimensional Drawings

4

FTXM71R

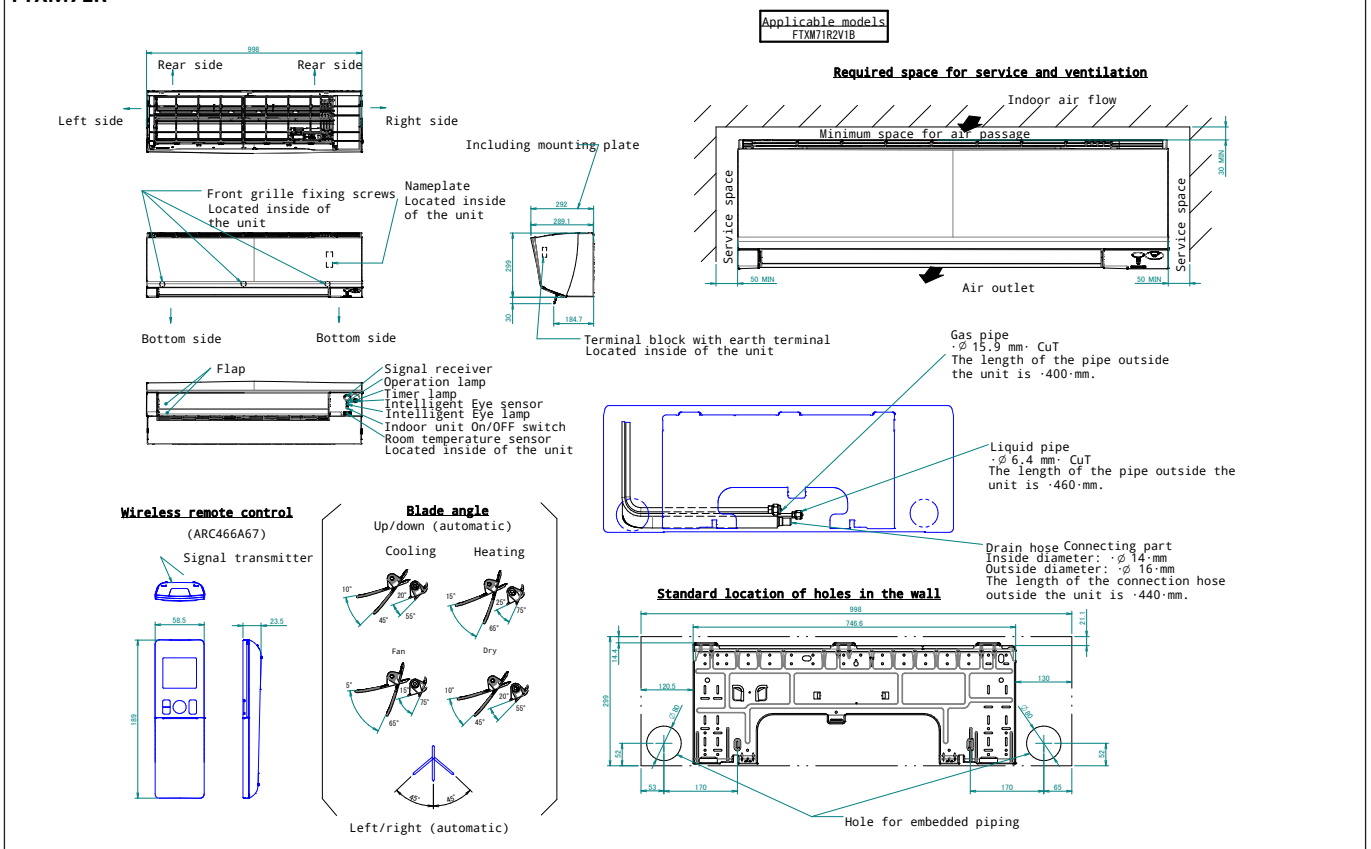

2D130576

CTXM-R
FTXM-R

• Outside size

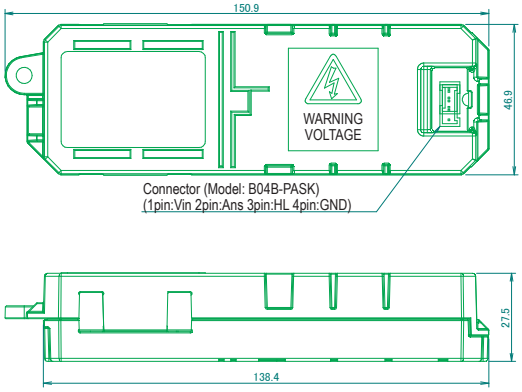

• Main specifications

Items			Contents
Outside	Outside size		150.9×46.9×27.5mm
	Weight		100g
Material of resin	Material		ABS
	Flame retardance		UL94-5VA
	Tracking index		Over CTI600V
Applicable laws			Electrical Appliance and Material Safety Act
			IEC60335-1(4th), IEC60335-2-65(4th)
Ambient conditions	Storage temperature		-25~70 (Non-Energization)
	Operating ambient temperature		-10~60 (Energization)
	Operating ambient humidity		5~95%RH (No dew deposit)
Basic specifications	Input voltage		14V±5%
	Maximum output voltage		6.5±0.5kV
	Rating output voltage		5.0±0.5kV
	Rating output current	Hi	55.5μA±10%
		Lo	10μA±10%
	ON/OFF		Inputted voltage into Vin (ON/OFF)
	Hi ⇔ Lo Switching		Inputted 5V into HL (Loe tap)
	Current monitor		Yes
	Detectable over current		Yes
	Detectable low voltage		Under 3kV
Generation amount of Ozone			4.26ml/hr (Hi 14±2□ 50±10%RH)
Method of mounting			Fixing by the right and left hook
			Fixing by the screw section

• Method of mounting

Don't blockage the vent of streamer unit.
Ensure the exit wind speed 0.2m/sec of the vent.
Ensure the spatial distance 8.5mm over at the vent of streamer unit.

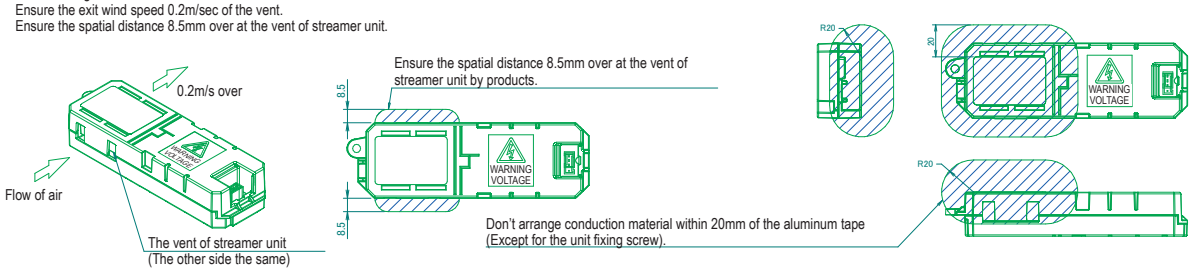

3D095530G

5 Centre of gravity

5 - 1 Centre of Gravity

CTXM-R
FTXM20R

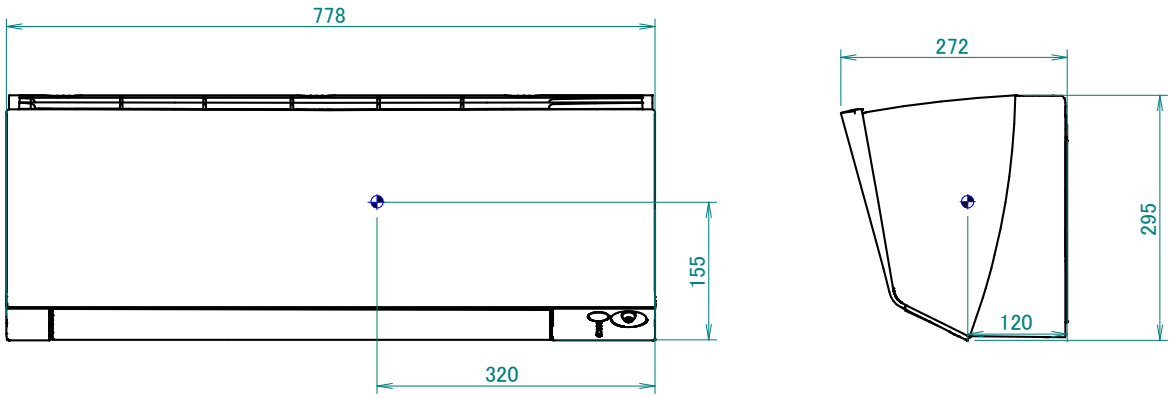

4D130122

FTXM25-42R

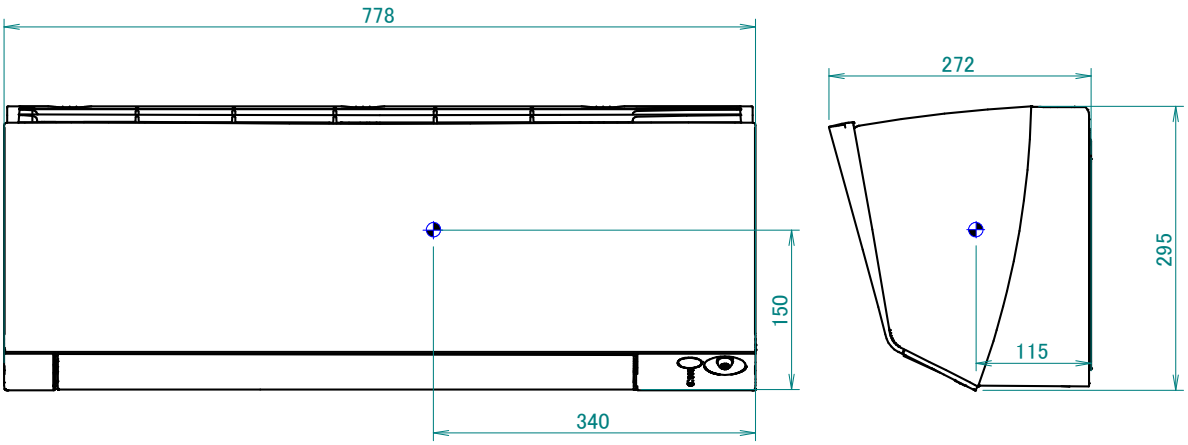

4D130123

5 Centre of gravity

5 - 1 Centre of Gravity

5

FTXM50-71R

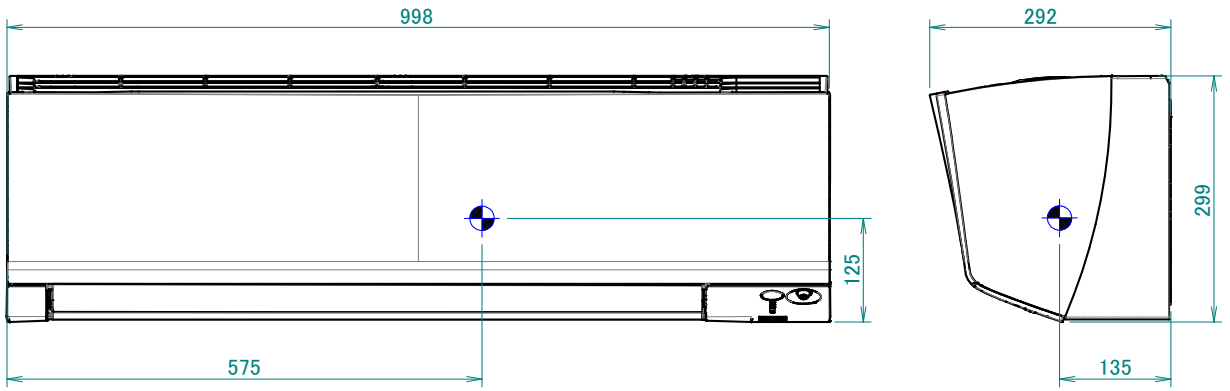

4D130997

6 Piping diagrams

6 - 1 Piping Diagrams

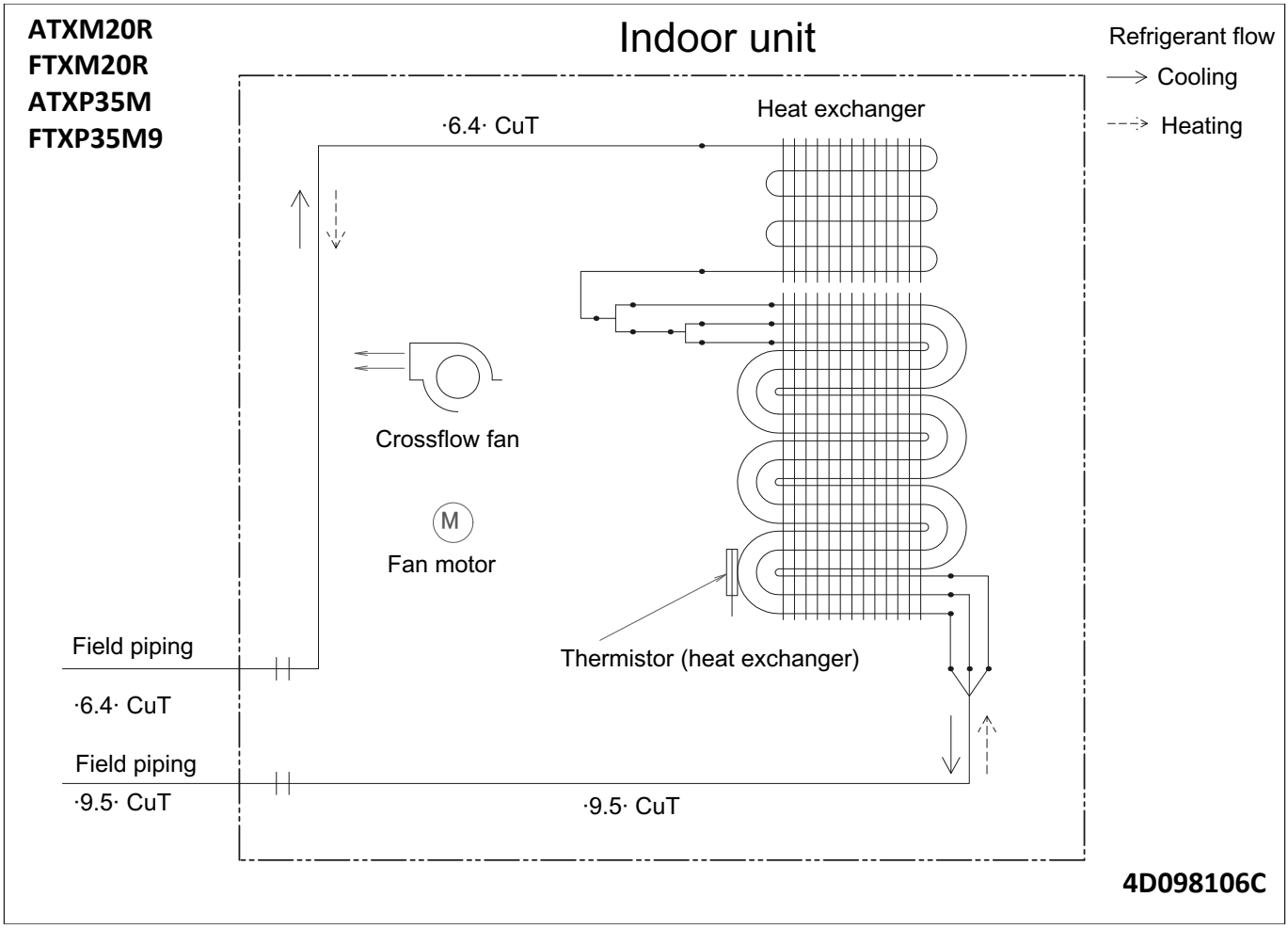

6 Piping diagrams

6 - 1 Piping Diagrams

6

FTXM25-42R
ATXM25-35R

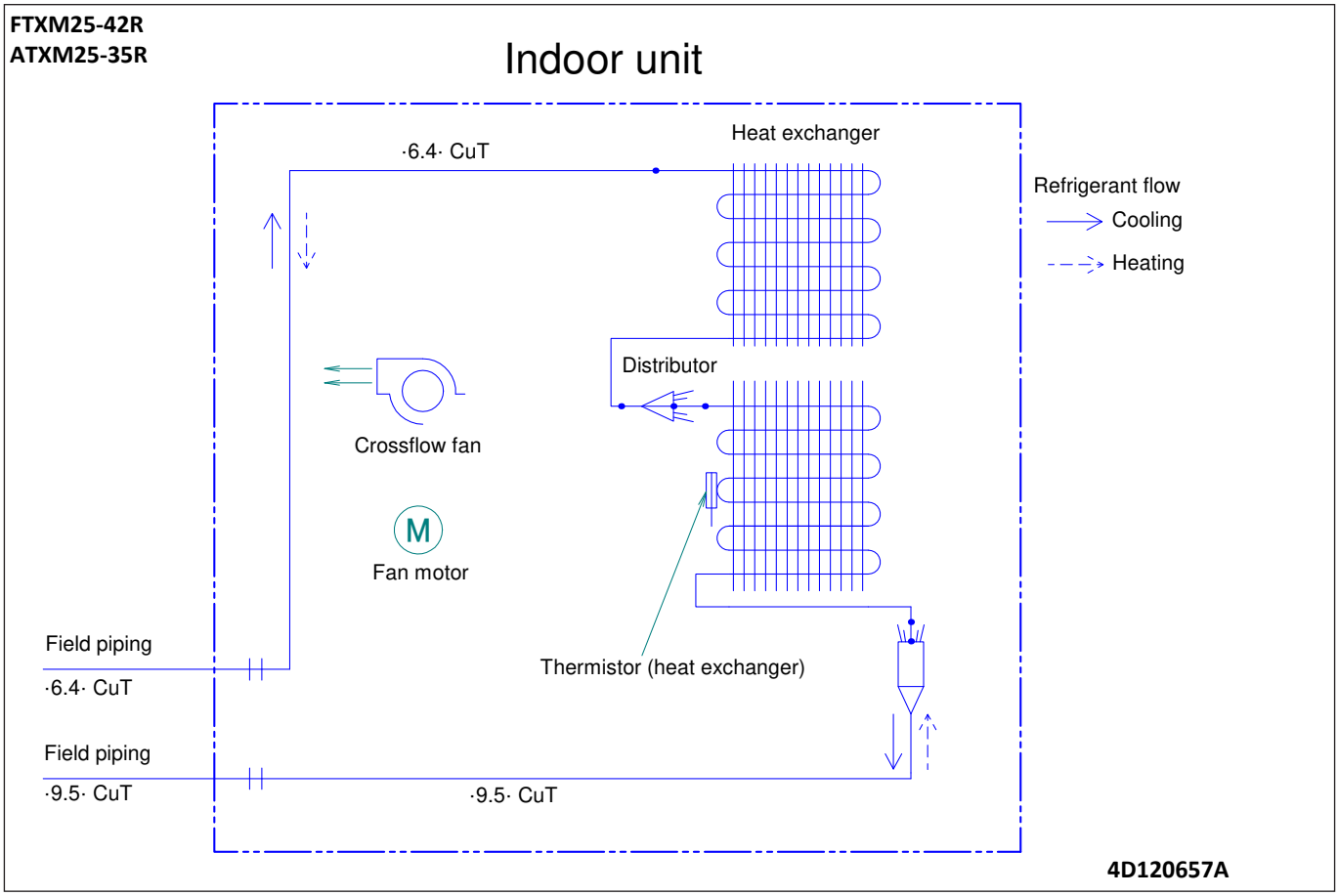

FTXM50-60R

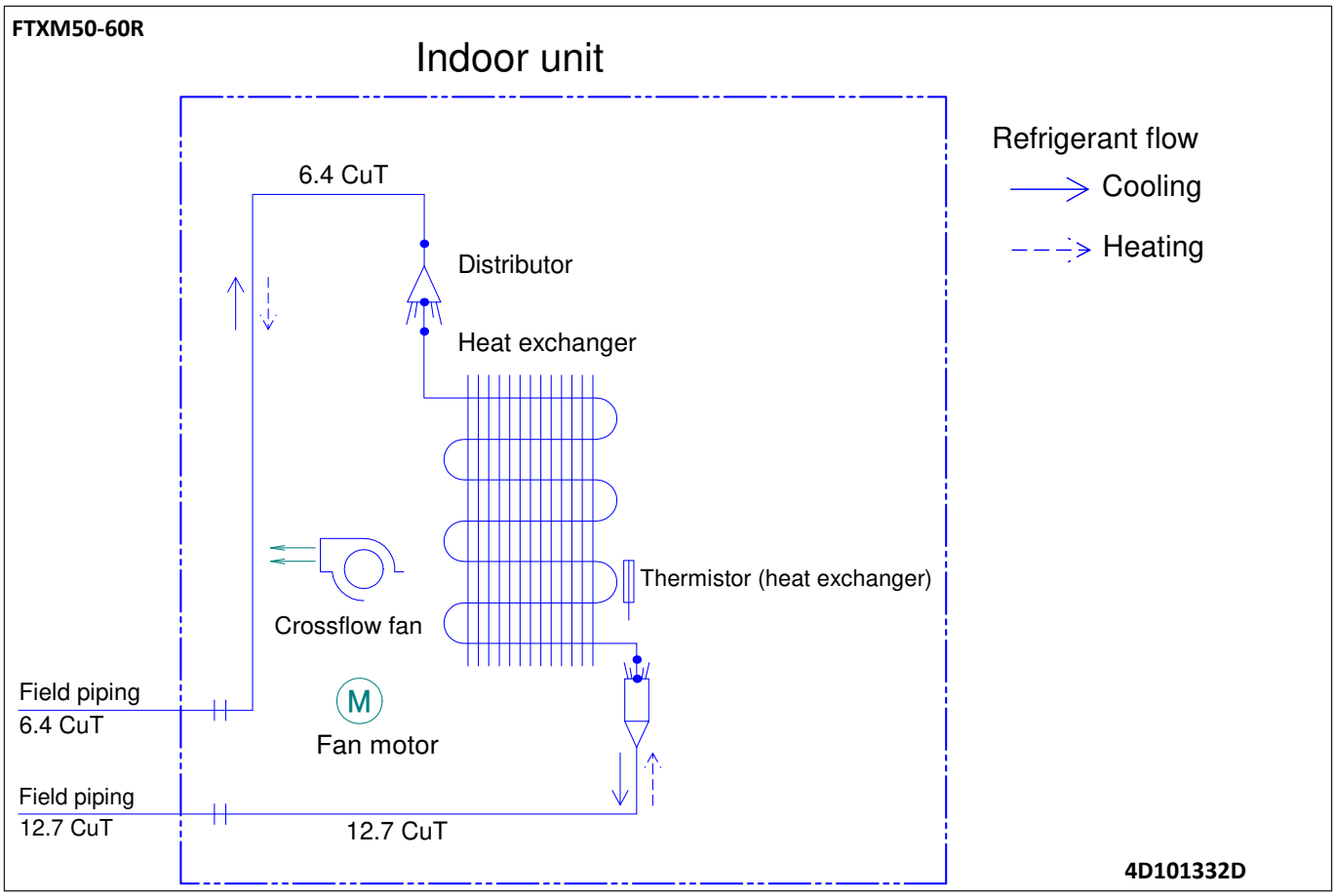

6 Piping diagrams

6 - 1 Piping Diagrams

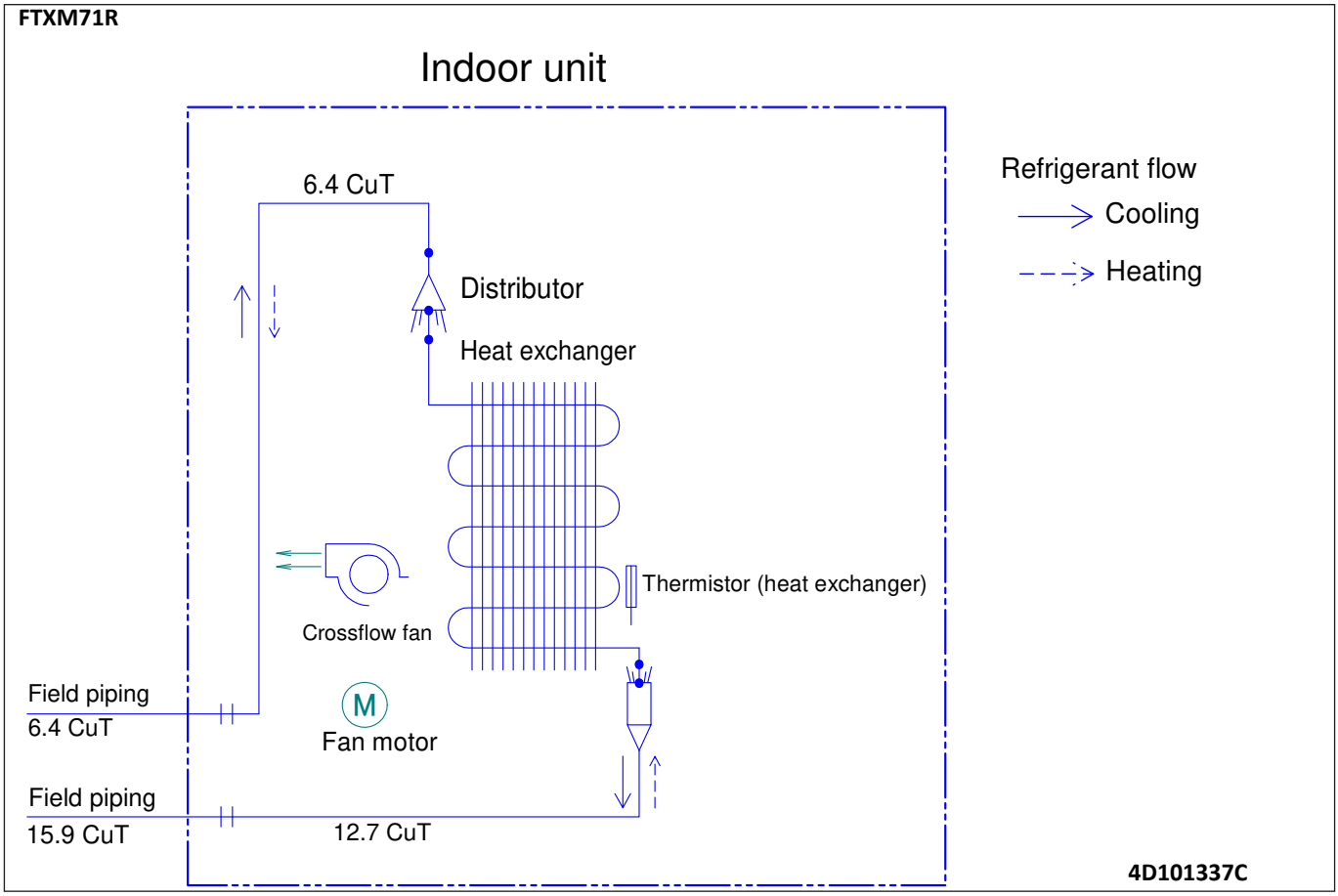

7 Wiring diagrams

7 - 1 Wiring Diagrams - Single Phase

CTXM-R

FTXM20-42R

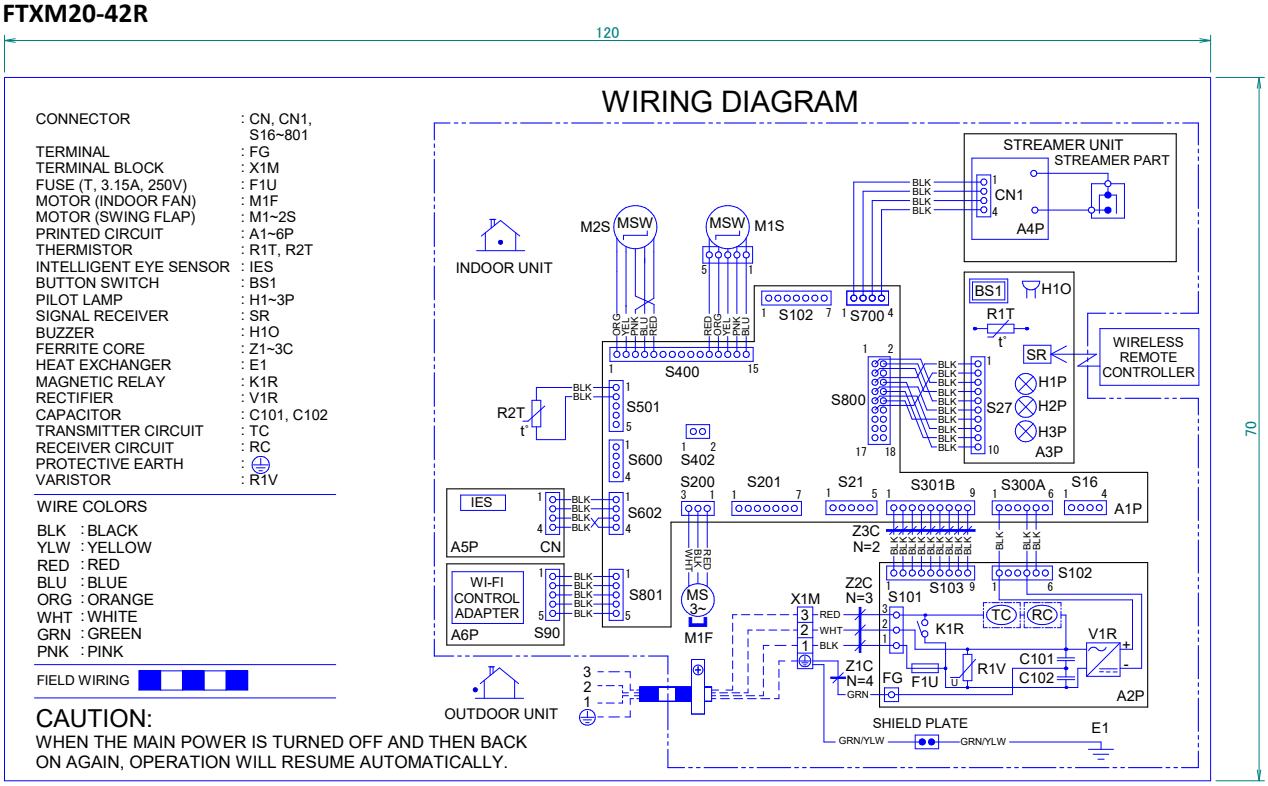

NOTES:

1. SIZE: HEIGHT 70 × WIDTH 120.
2. REFER TO PURCHASING SPECIFICATION AS303002 UNLESS OTHERWISE SPECIFIED.

3D128856A

FTXM50-71R

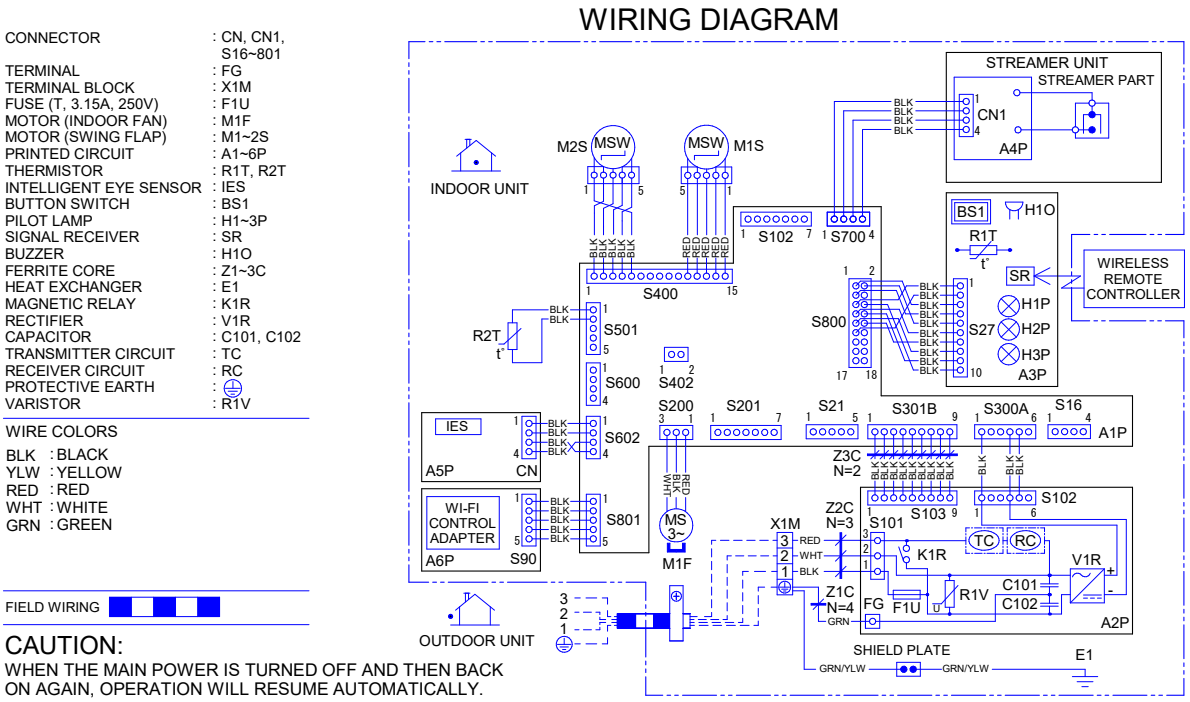

NOTES:

1. SIZE: HEIGHT 70 × WIDTH 120.
2. REFER TO PURCHASING SPECIFICATION AS303002 UNLESS OTHERWISE SPECIFIED.

3D130931

8 Sound data

8 - 1 Sound Power Spectrum

FTXM20R

Cooling mode

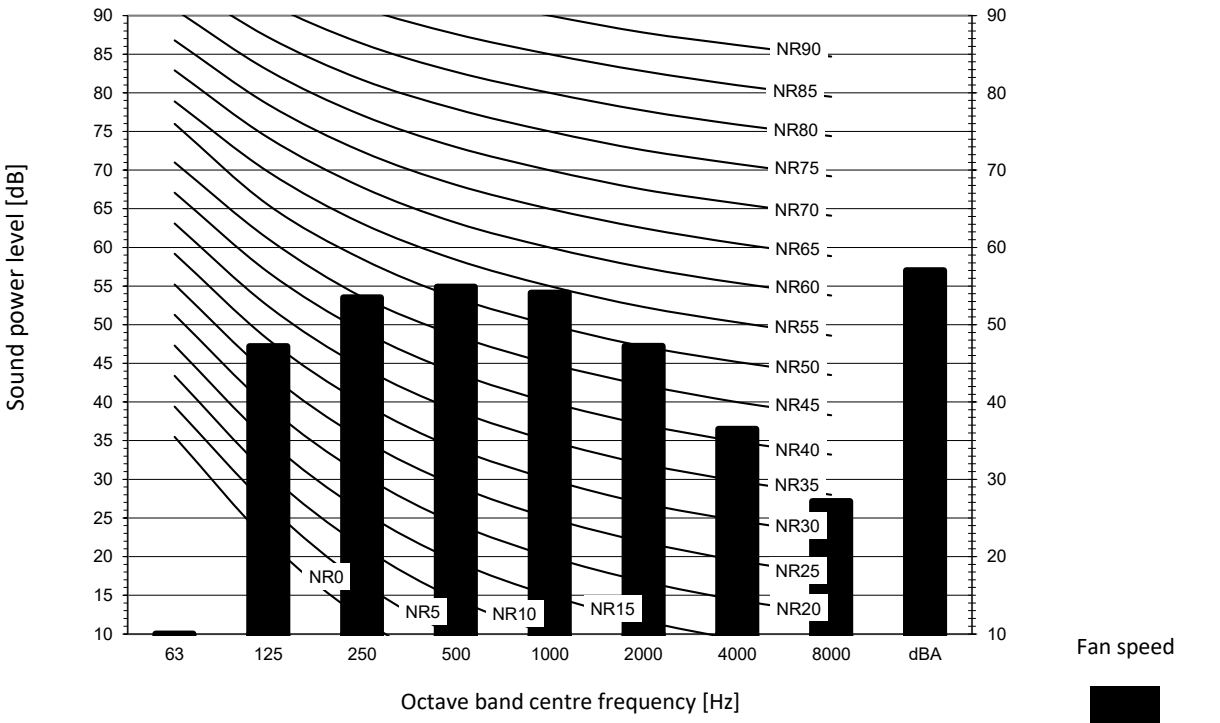

Heating mode

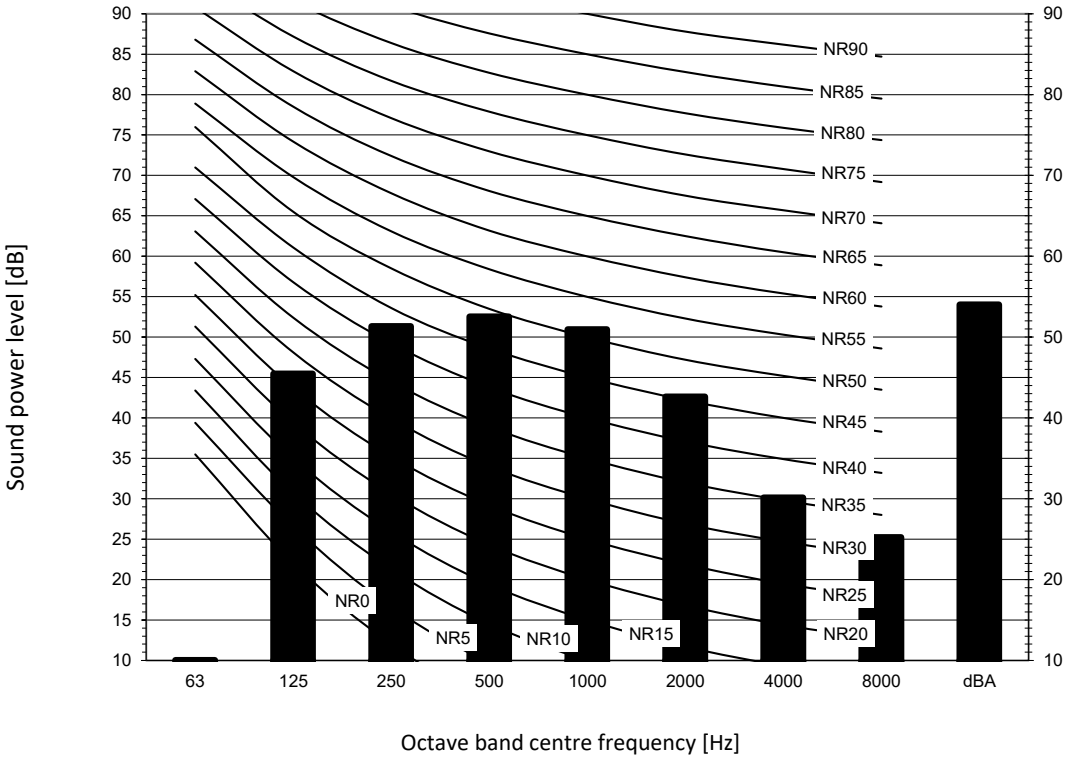

Notes

1. dBA = A-weighted sound power level (A scale according to IEC).
2. Reference acoustic pressure 0 dB = 20 µPa
3. Measured according to ISO 3744

4D130533

8 Sound data

8 - 1 Sound Power Spectrum

8

FTXM25R

Cooling mode

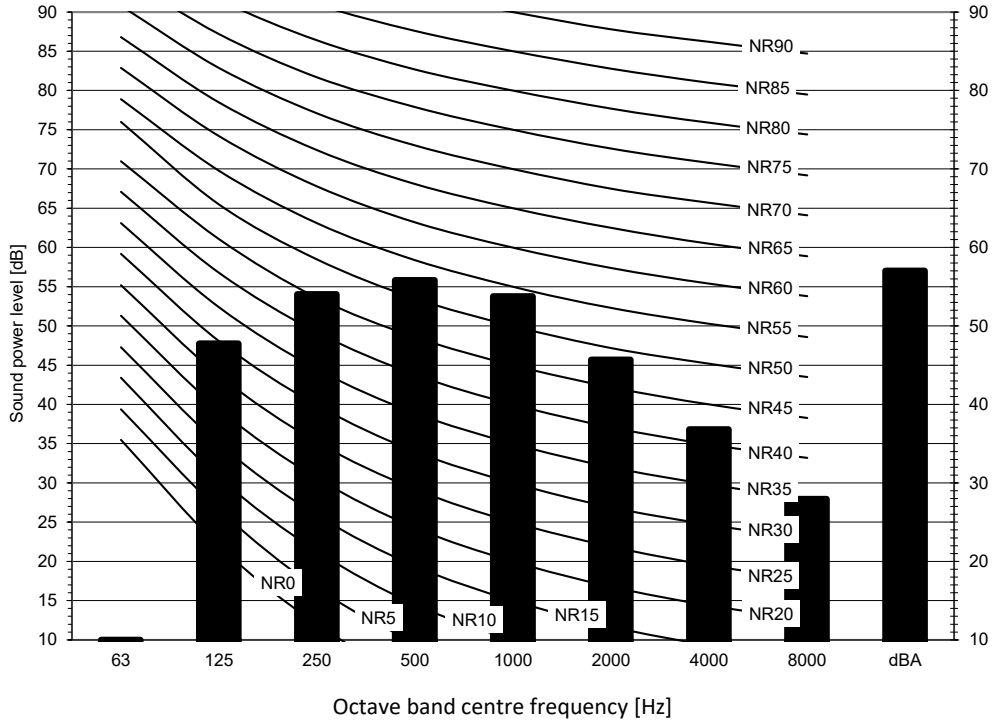

Fan speed

High

Heating mode

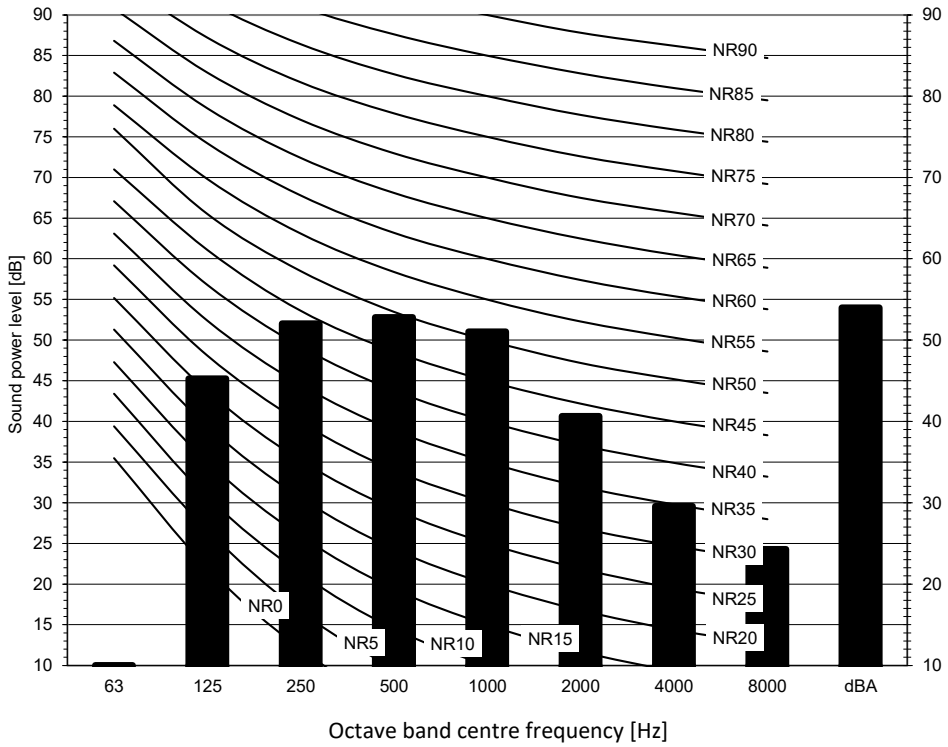

Notes

1. dBA = A-weighted sound power level (A scale according to IEC).
2. Reference acoustic pressure 0 dB = 20 µPa
3. Measured according to ISO 3744

4D130532

8 Sound data

8 - 1 Sound Power Spectrum

FTXM35R

Cooling mode

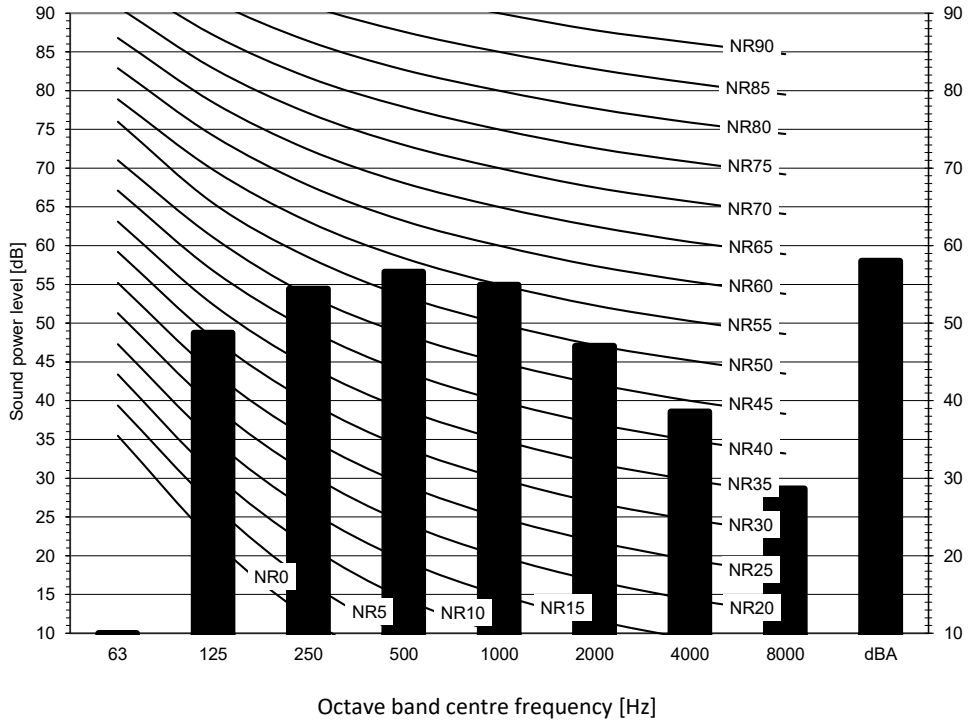

Fan speed

High

Heating mode

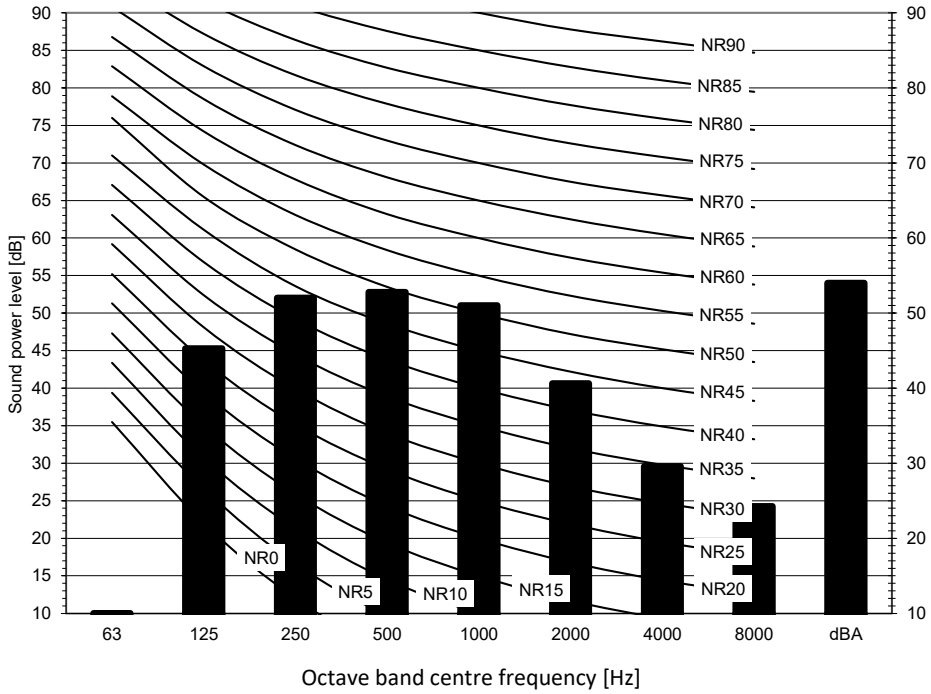

Notes

1. dBA = A-weighted sound power level (A scale according to IEC).
2. Reference acoustic pressure 0 dB = 20 µPa
3. Measured according to ISO 3744

4D130531

8 Sound data

8 - 1 Sound Power Spectrum

8

FTXM42R

Cooling mode

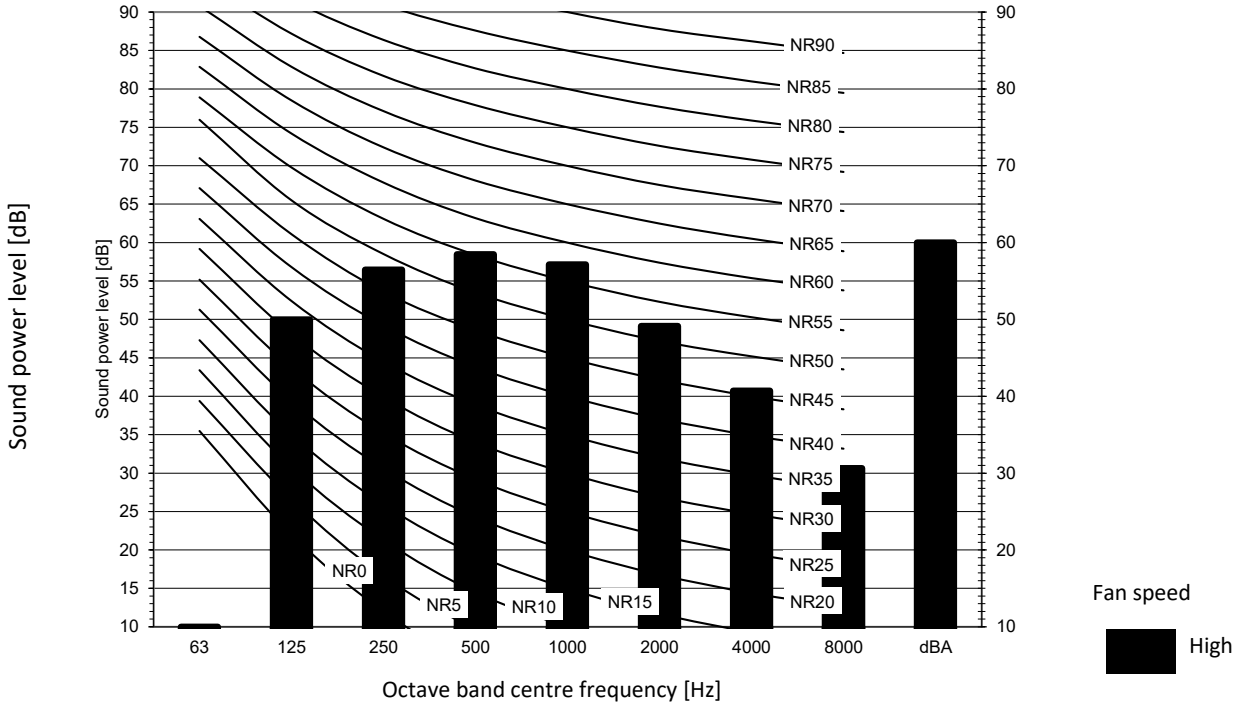

Heating mode

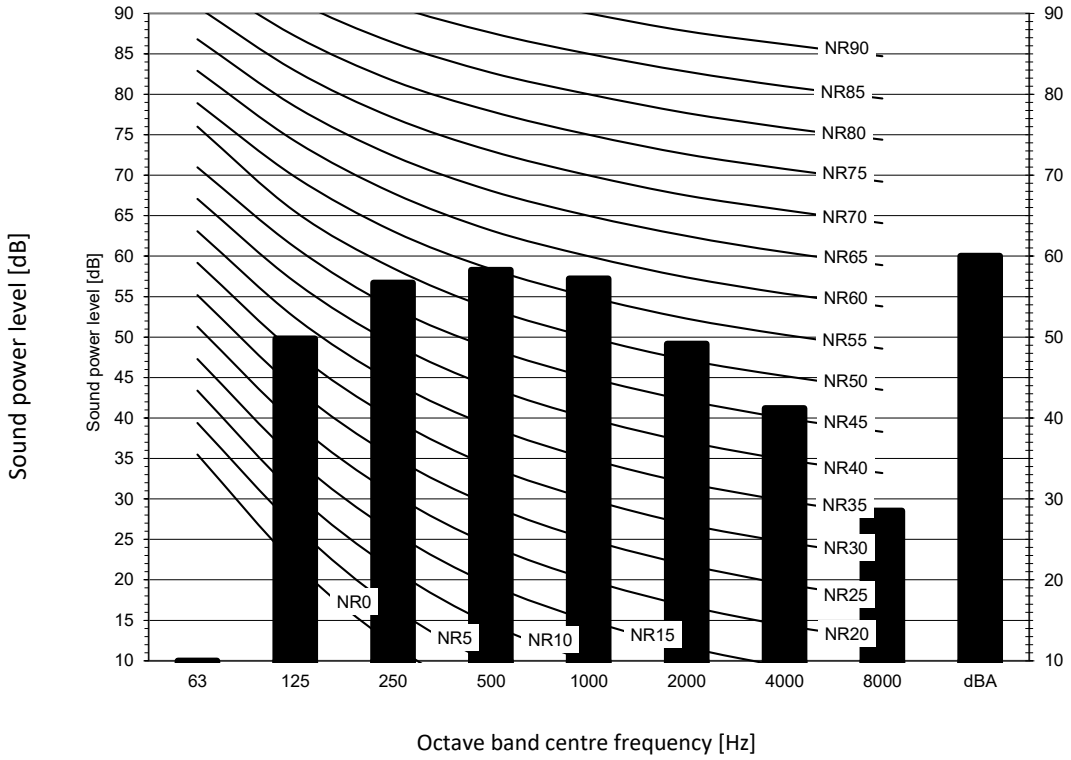

Notes

1. dBA = A-weighted sound power level (A scale according to IEC).
2. Reference acoustic pressure 0 dB = 20 µPa
3. Measured according to ISO 3744

4D130529

8 Sound data

8 - 1 Sound Power Spectrum

FTXM50R

Cooling mode

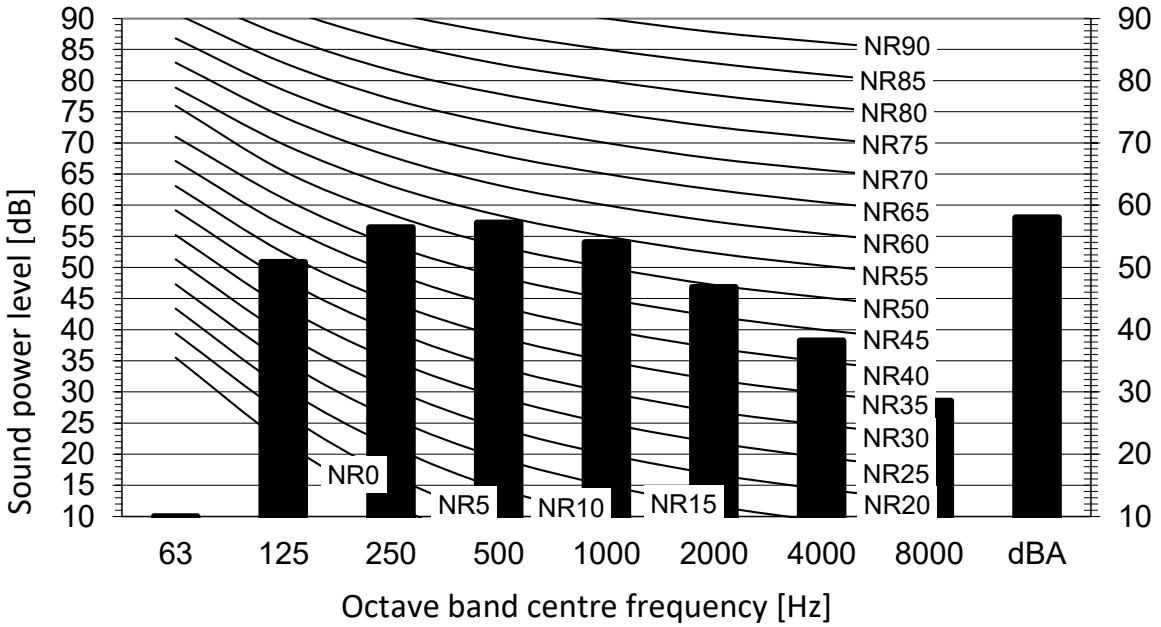

Heating mode

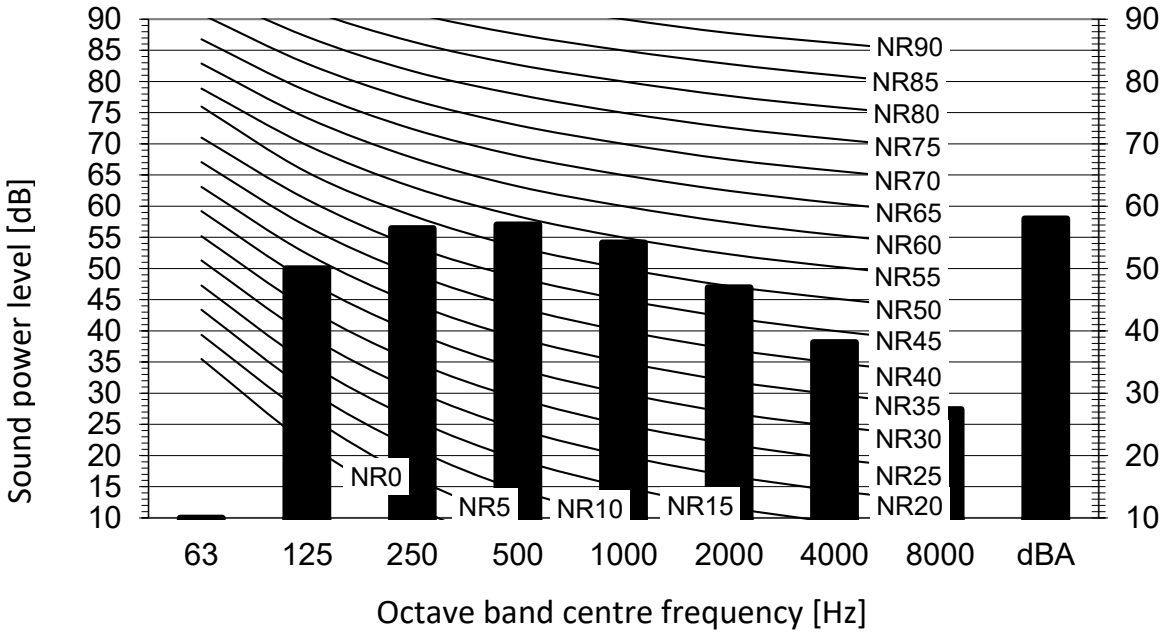

Fan speed: High

dBA = A-weighted sound power level (A scale according to IEC).

Reference acoustic power 0 dB = ·10E-6·µW

Measured according to ISO 3744

3D131733

8 Sound data

8 - 1 Sound Power Spectrum

8

FTXM60R

Cooling mode

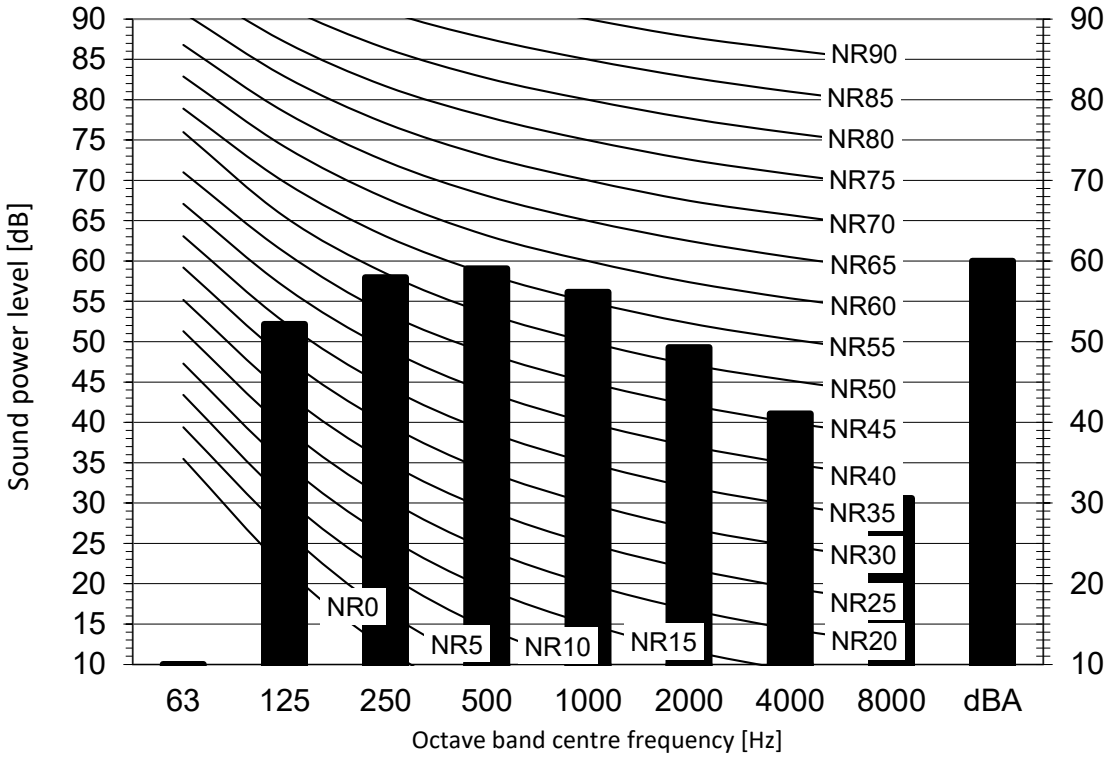

Heating mode

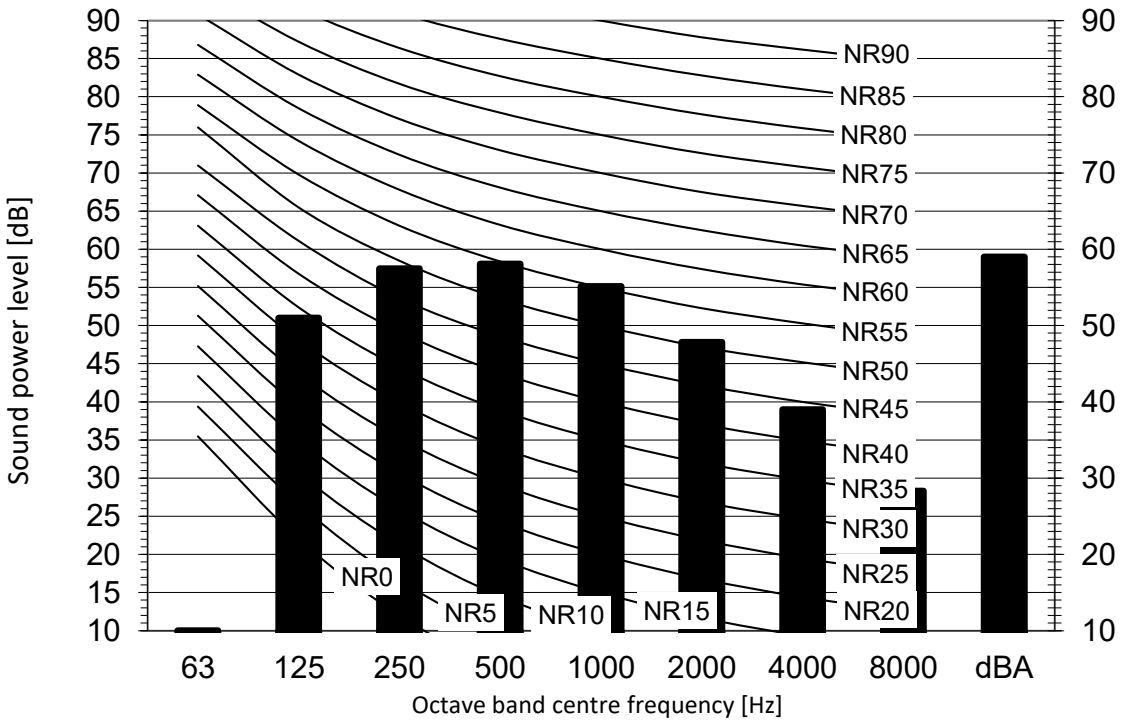

Notes

1. dBA = A-weighted sound power level (A scale according to IEC).
2. Reference acoustic power 0 dB = ·10E-6·µW
3. Measured according to ISO 3744

Fan speed

High

3D131738

8 Sound data

8 - 1 Sound Power Spectrum

FTXM71R

Cooling mode

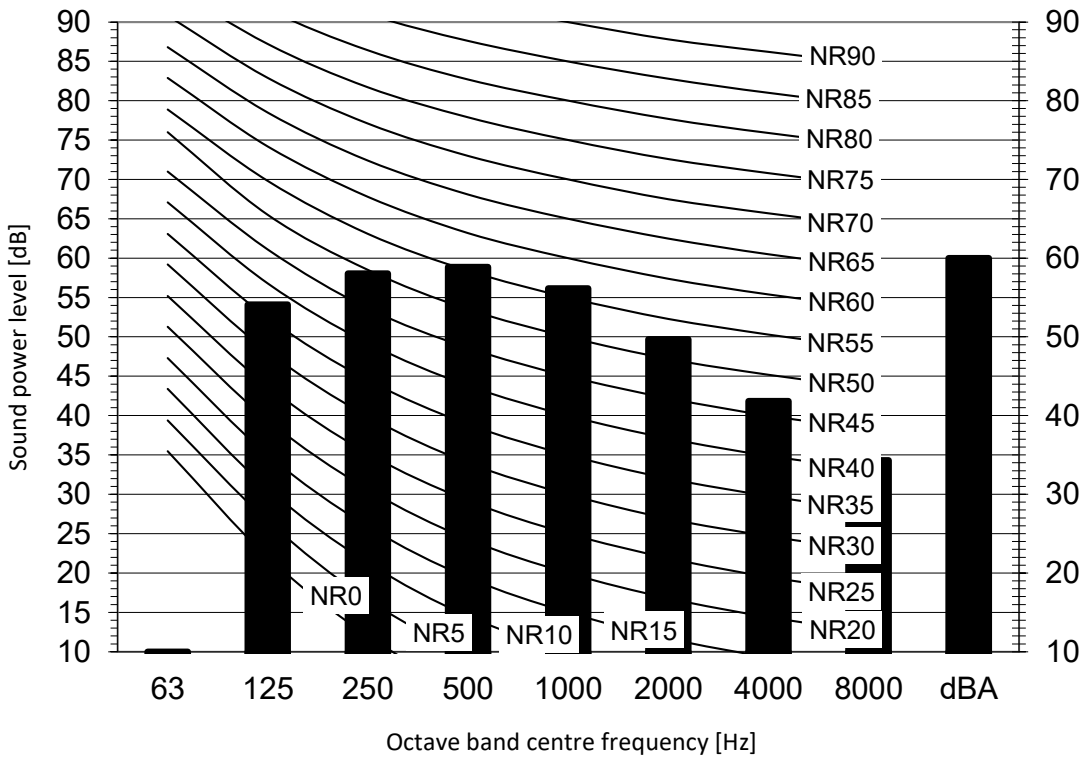

Heating mode

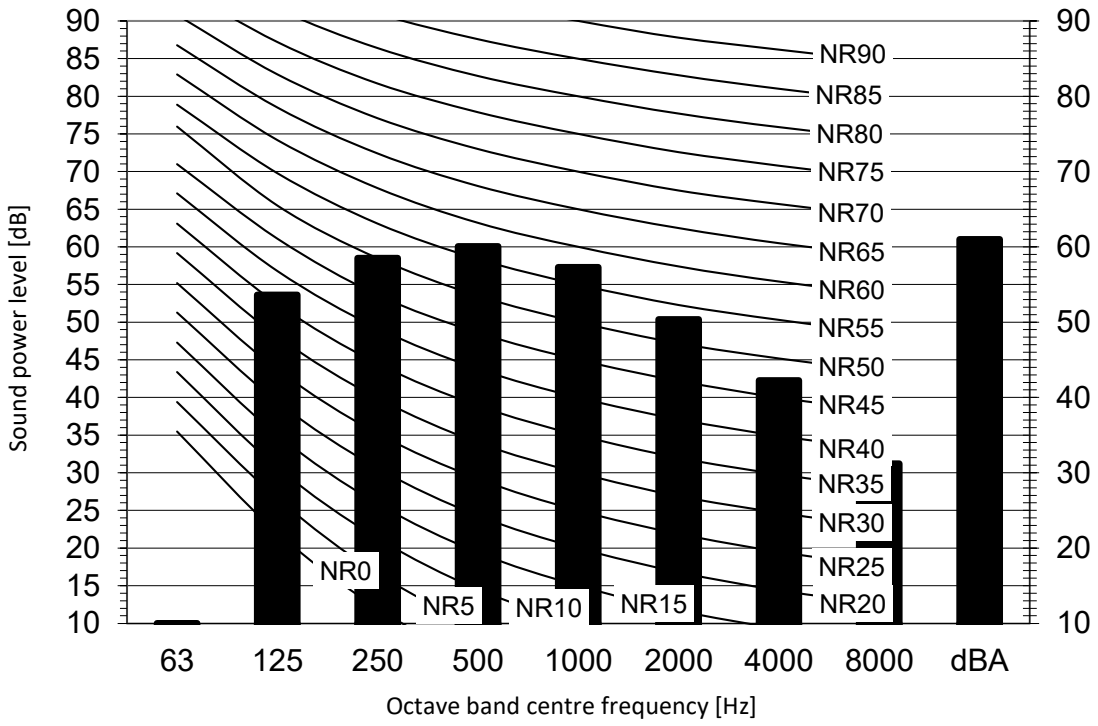

Notes

1. dBA = A-weighted sound power level (A scale according to IEC).
2. Reference acoustic power 0 dB = ·10E-6·µW
3. Measured according to ISO 3744

Fan speed: High

3D131749

8 Sound data

8 - 2 Sound Pressure Spectrum

8

CTXM-R
FTXM20R

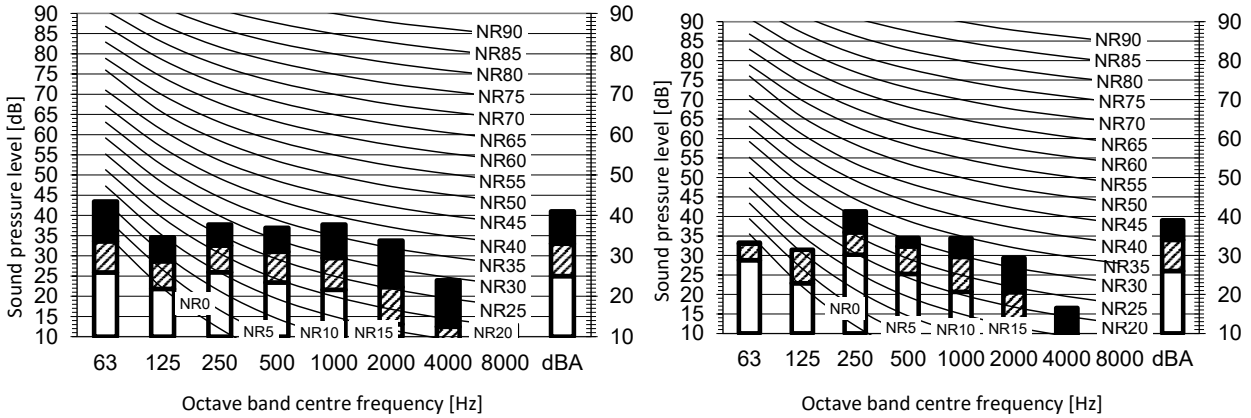

Legend
dBA = A-weighted sound pressure level (A scale according to IEC).

A	Scale	Fan speed
B	■	High
C	▨	Medium
D	□	Low

Cooling	Total dB		
A	B	C	D
dBA	41	33	25

Heating	Total dB		
A	B	C	D
dBA	39	34	26

Location of microphone

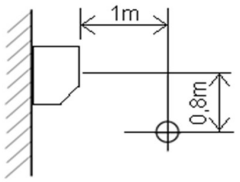

Notes
1. Operating conditions: power source 220-240 V/220 V 50/60 Hz; JIS standard
2. Background noise already taken into account.
3. Operating noise varies depending on operation and ambient conditions.
4. The operation noise measuring method is in accordance with JISC9612.
5. Measuring location: anechoic chamber

4D130641

FTXM25R

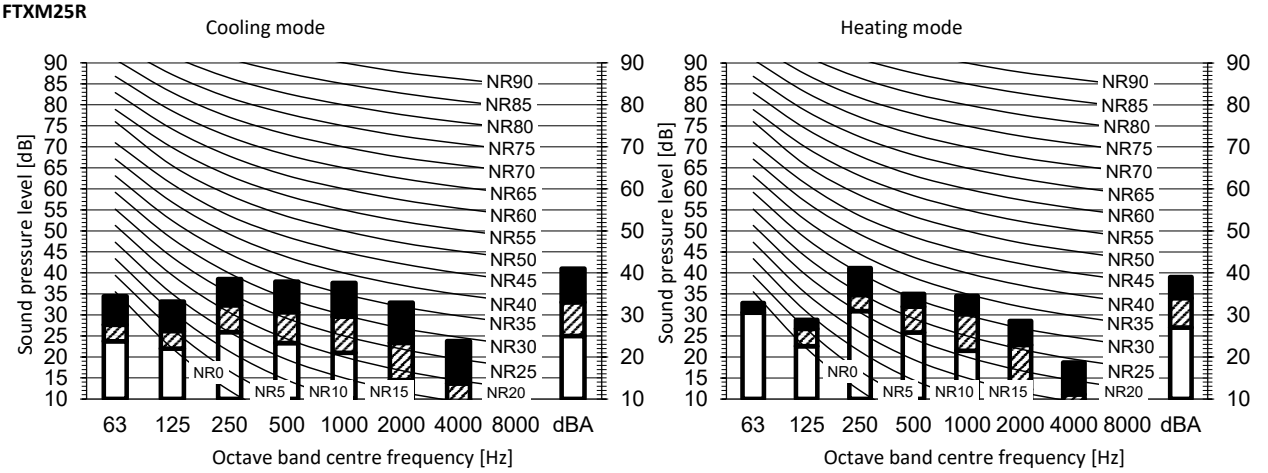

Legend
dBA = A-weighted sound pressure level (A scale according to IEC).

A	Scale	Fan speed
B	■	High
C	▨	Medium
D	□	Low

Cooling	Total dB		
A	B	C	D
dBA	41	33	25

Heating	Total dB		
A	B	C	D
dBA	39	34	27

Location of microphone

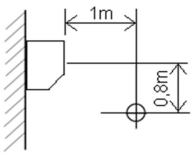

Notes
1. Operating conditions: power source 220-240 V/220 V 50/60 Hz; JIS standard
2. Background noise already taken into account.
3. Operating noise varies depending on operation and ambient conditions.
4. The operation noise measuring method is in accordance with JISC9612.
5. Measuring location: anechoic chamber

4D130642

8 Sound data

8 - 2 Sound Pressure Spectrum

FTXM35R

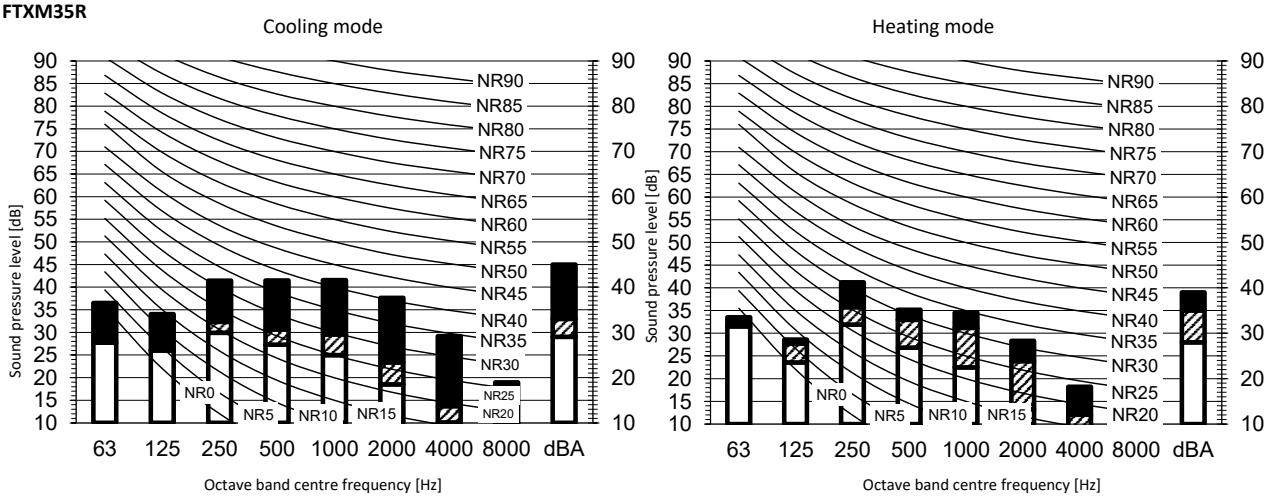

Legend

dBA = A-weighted sound pressure level (A scale according to IEC).

	Scale	Fan speed
A		
B		High
C		Medium
D		Low

Location of microphone

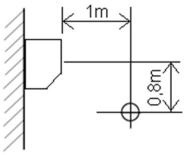

	Cooling	Total dB	Heating	Total dB
A	B	C	D	
dBA	45	33	29	

	Heating	Total dB		
A	B	C	D	
dBA	39	35	28	

Notes

1. Operating conditions: power source 220-240 V/220 V 50/60 Hz; JIS standard
2. Background noise already taken into account.
3. Operating noise varies depending on operation and ambient conditions.
4. The operation noise measuring method is in accordance with JISC9612.
5. Measuring location: anechoic chamber

4D130643

FTXM42R

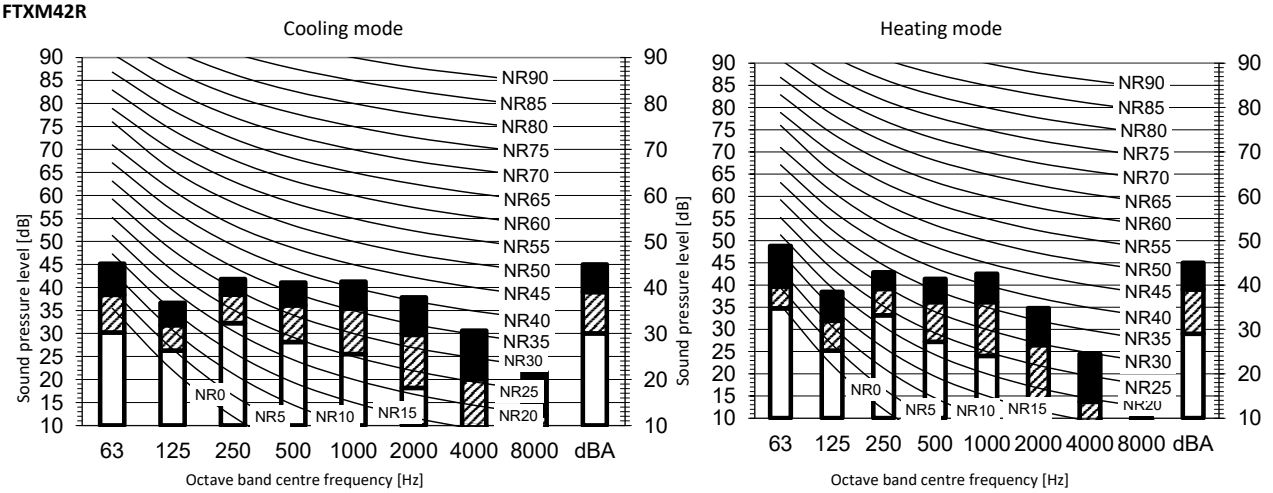

Legend

dBA = A-weighted sound pressure level (A scale according to IEC).

	Scale	Fan speed
A		
B		High
C		Medium
D		Low

Location of microphone

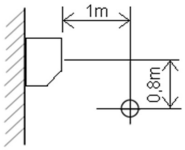

	Cooling	Total dB	Heating	Total dB
A	B	C	D	
dBA	45	39	30	

	Heating	Total dB		
A	B	C	D	
dBA	45	39	29	

Notes

1. Operating conditions: power source 220-240 V/220 V 50/60 Hz; JIS standard
2. Background noise already taken into account.
3. Operating noise varies depending on operation and ambient conditions.
4. The operation noise measuring method is in accordance with JISC9612.
5. Measuring location: anechoic chamber

4D130644

8 Sound data

8 - 2 Sound Pressure Spectrum

8

FTXM50R

Cooling mode

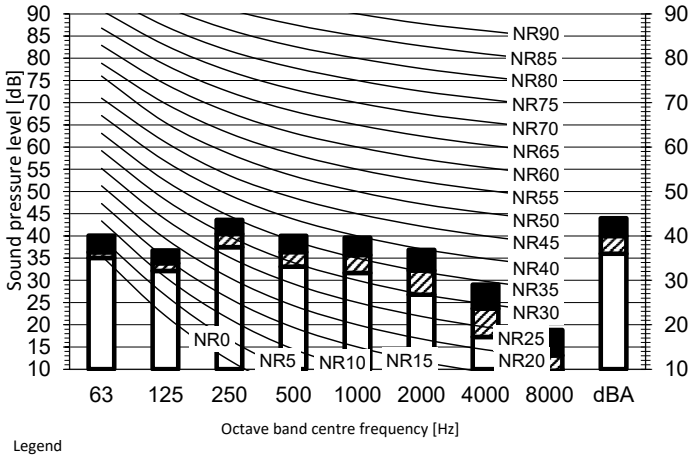

Heating mode

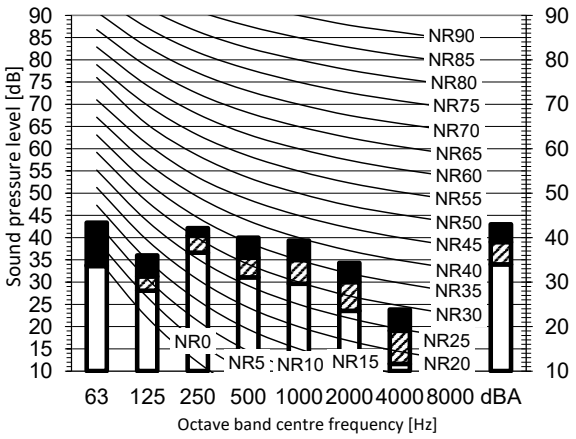

Legend

dBA = A-weighted sound pressure level (A scale according to IEC).

A Scale

B Fan speed: High

C Fan speed: Medium

D Fan speed: Low

Cooling Total dB

A	B	C	D
dBA	44	40	36

Heating Total dB

A	B	C	D
dBA	43	39	34

Location of microphone

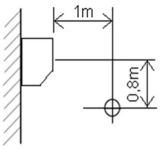

Notes

1. Operating conditions: power source 220-240 V/220 V 50/60 Hz; JIS standard
2. Background noise already taken into account.
3. Operating noise varies depending on operation and ambient conditions.
4. The operation noise measuring method is in accordance with JISC9612.
5. Measuring location: anechoic chamber

3D131709

FTXM60R

Cooling mode

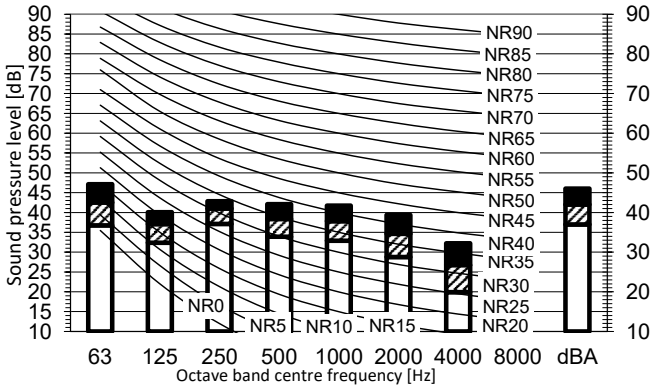

Heating mode

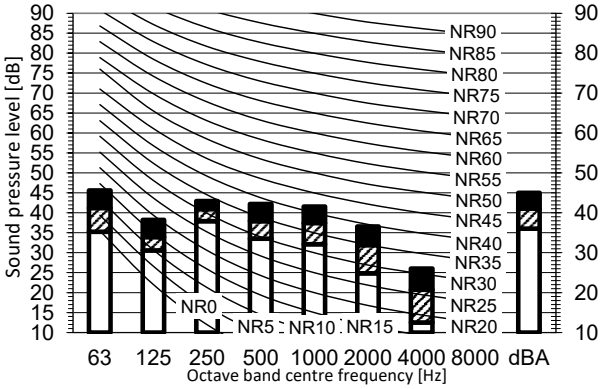

Legend

dBA = A-weighted sound pressure level (A scale according to IEC).

A Scale

B Fan speed: High

C Fan speed: Medium

D Fan speed: Low

Cooling Total dB

A	B	C	D
dBA	46	42	37

Heating Total dB

A	B	C	D
dBA	45	41	36

Location of microphone

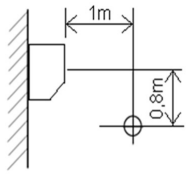

Notes

1. Operating conditions: power source 220-240 V/220 V 50/60 Hz; JIS standard
2. Background noise already taken into account.
3. Operating noise varies depending on operation and ambient conditions.
4. The operation noise measuring method is in accordance with JISC9612.
5. Measuring location: anechoic chamber

3D131711

8 Sound data

8 - 2 Sound Pressure Spectrum

FTXM71R

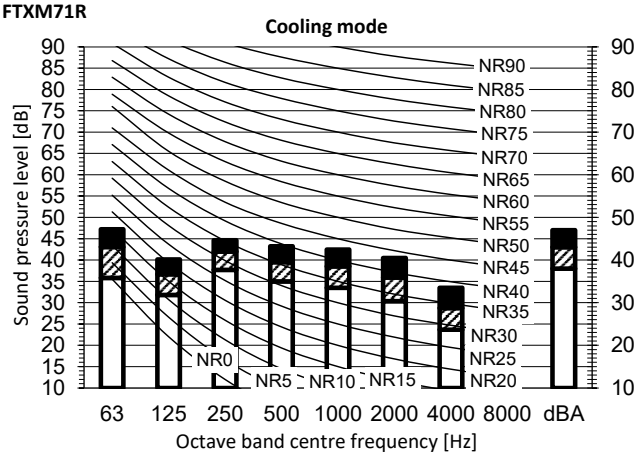

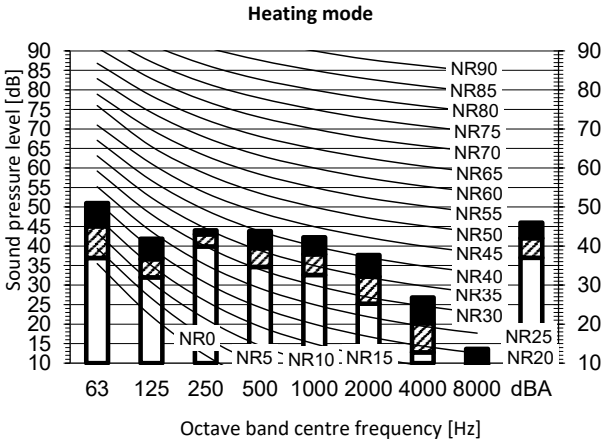

Legend

dBA = A-weighted sound pressure level (A scale according to IEC).

A Scale

B Fan speed: High

C Fan speed: Medium

D Fan speed: Low

Cooling — Total dB

A	B	C	D
dBA	47	43	38

Heating — Total dB

A	B	C	D
dBA	46	42	37

Location of microphone

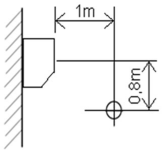

Notes

1. Operating conditions: power source 220-240 V/220 V 50/60 Hz; JIS standard
2. Background noise already taken into account.
3. Operating noise varies depending on operation and ambient conditions.
4. The operation noise measuring method is in accordance with JISC9612.
5. Measuring location: anechoic chamber

3D131713

Daikin Europe N.V. Naamloze Vennootschap · Zandvoordestraat 300 · 8400 Oostende · Belgium · www.daikin.eu · BE 0412 120 336 · RPR Oostende (Responsible Editor)

Daikin Europe N.V. participates in the ECP programmes for Fan Coil Units and Variable Refrigerant Flow systems. Daikin Applied Europe S.p.A. participates in the ECP programmes for Liquid Chilling Packages and Hydronic Heat Pumps. Check ongoing validity of certificate: www.eurovent-certification.com

EEDEN22 07/2022

The present publication is drawn up by way of information only and does not constitute an offer binding upon Daikin Europe N.V. / Daikin Central Europe HandelsGmbH. Daikin Europe N.V. / Daikin Central Europe HandelsGmbH have compiled the content of this publication to the best of their knowledge. No express or implied warranty is given for the completeness, accuracy, reliability or fitness for particular purpose of its content and the products and services presented therein. Specifications are subject to change without prior notice. Daikin Europe N.V. / Daikin Central Europe HandelsGmbH explicitly rejects any liability for any direct or indirect damage, in the broadest sense, arising from or related to the use and/or interpretation of this publication. All content is copyrighted by Daikin Europe N.V.