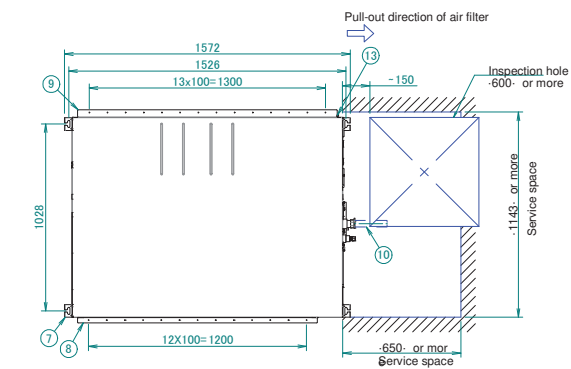


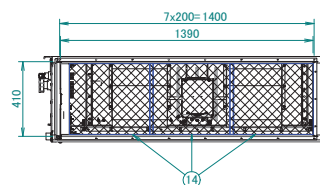
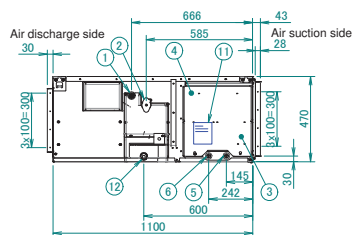
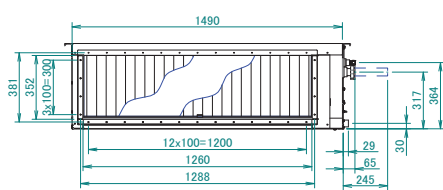
4 Dimensional drawings

4 - 1 Dimensional Drawings

FDA-A



Number	Part name	Description
1	Liquid pipe connection port	Flare connection
2	Gas pipe connection port	Brazed connection
3	Grounding terminal	Located inside of the unit
4	Control box	
5	Power supply wiring intake	
6	Control wiring intake	
7	Hook	M10
8	Air outlet flange	
9	Air inlet flange with air filter	
10	Accessory pipe	Standard accessory
11	Manufacturer label	
12	Drain pipe connection	-1 inch- BSP (female thread)
13	Maintenance cover	Air filter
14	Air filter	



Piping connections Ø		
Indoor unit	Gas pipe	Liquid pipe
FDA200AXVEB	Ø19.1 Accessory pipe	Ø9.5
FDA250AXVEB	Ø22.2 Accessory pipe	Ø9.5

Notes

1.The unit nameplate is located on the control box cover.

2D123907