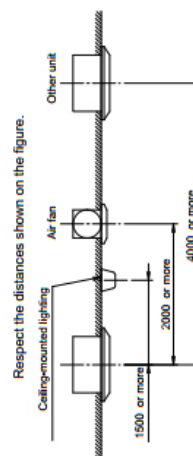
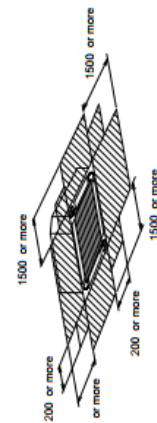


- [illegible]

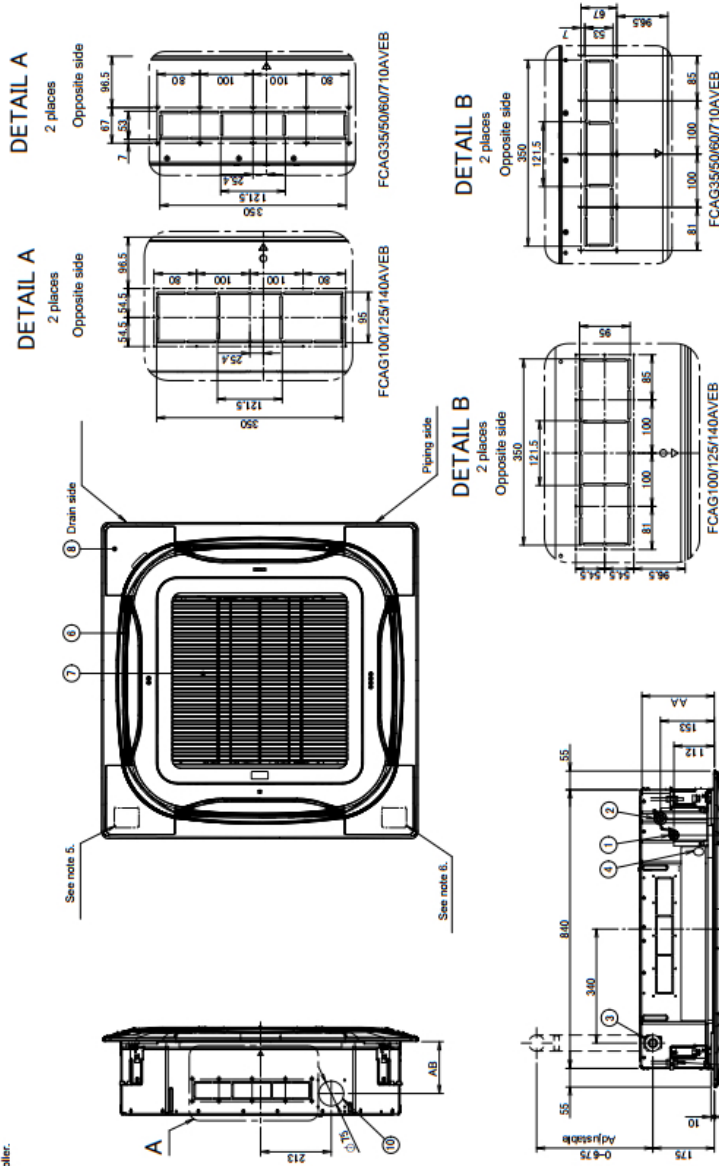


Respect the distances shown on the figure.



Required installation space

If a discharge outlet is closed up with the "sealing member" option kit, then the required installation space on that (closed up) side is 500mm instead of 1500mm.



Item	Name
1	Liquid pipe connection port
2	Gas pipe connection port
3	Drain pipe connection
4	Power supply wiring intake
5	Transmission wiring intake hole
6	Air discharge outlet
7	Air suction grille
8	Cornet decoration cover
9	Drain hose
10	Knockout hole.