

CZ HT High Temperature Commercial Heat Pump

EWYE-CZ



High temperature & low carbon solution
for heating decarbonisation

HIGH TEMPERATURE COMMERCIAL HEAT PUMP

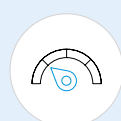
High temperature and low carbon solution

Heat Pump Version



High temperature heat pump

Introducing our high temperature commercial heat pump, with one or two independent refrigerant circuits. Delivering an optimised and compact design with options from one to four fans.



Capacity range and layout



19-25 kW



32-50 kW



58-70 kW



Installation flexibility

The new R-454C small inverter heat pump EWYE-CZ comes in three different layouts, all providing a very compact footprint. This makes the series a great solution for projects where space is a premium, such as: residential buildings, hotels and hospitals. There is no need for extra safety countermeasures due to the fact that the R-454C is an A2L refrigerant.

Product overview

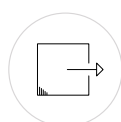
The most complete solution on the market for decarbonisation. CZ-HT reaches 70 °C heating water temperature even in extreme ambient conditions. For example, during the winter season in Nordic countries (low ambient temperature) and even in summer when domestic hot water production would still be required. Additionally, EWYE-CZ can work in high delta T conditions allowing the supply of heating water to different heating applications in the installation space.

CZ-HT is available in nine sizes from 19 to 89 kW capacity, all equipped with Daikin inverter scroll compressors and Daikin designed EC fans. A full inverter pump can be fitted within the unit cabinet saving further plant space.

All units in the range can be configured in reduced noise mode. This makes it particularly suitable for noise-sensitive applications as: residential buildings, schools and hotels. Comfort heating can be supplied in many different applications. EWYE-CZ allows domestic hot water production, including anti-legionella control function for the external storage tank.

Operating range

	Min	Max
Heating water	20°C	70°C
Ambient temperature OAT	-25°C	35°C



Outdoor installation



Daikin Tubes and fins (Cu/Al coil)



Daikin VFD scroll



Daikin EC Fans



Integrated VFD Pump



Refrigerant

Product benefits

Daikin core technology

Daikin scroll compressors benefit from inverter technology that increases this series' efficiency performance. Meanwhile, the vapour injection with economiser guarantees the series capacity steps and extended operating heating envelope.

Great energy efficiency levels are also granted by the **Daikin inverter driven fans**, with high efficiency design glass reinforced resin maximise performances.

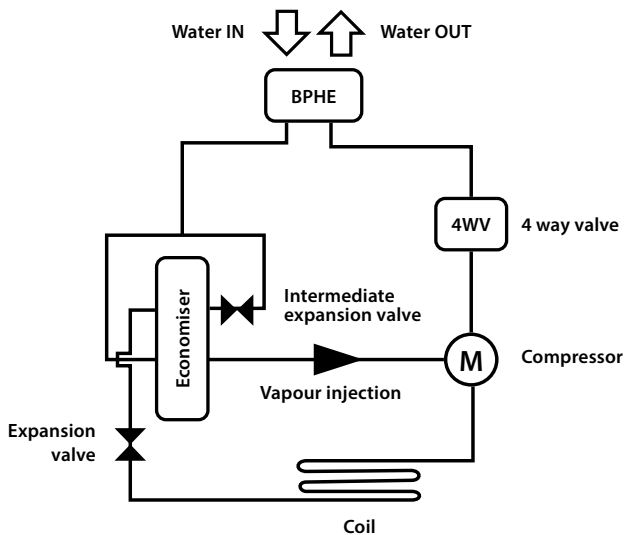
Daikin tube & fins (Cu/Al) heat exchanger: The reversible heat exchangers is optimised for most extreme heating operation. Aluminum fins are covered by acrylic layer to ease flowing of condensate moisture and provide resistance to corrosion and protection from UV.

The system uses many Daikin-manufactured products. This means there is a single point of supply, backed by Daikin's years of research and high quality, reliable products.

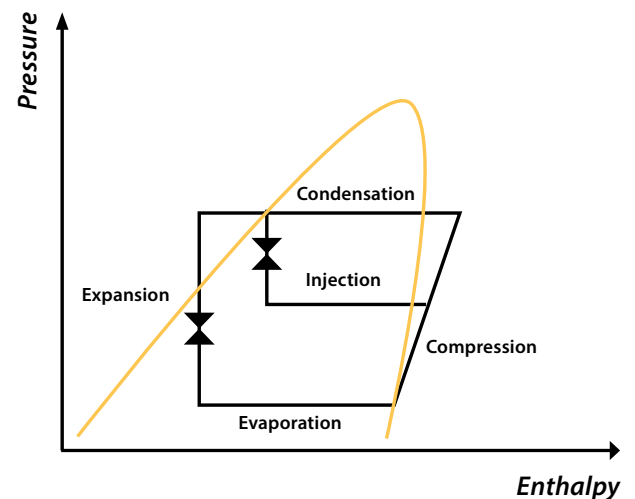


New compressor technology with vapour injection

Refrigerant piping diagram with economiser for vapour injection



Refrigerant cycle with vapour injection







Optimised defrost management

Integrated defrost logic ensures that multiple units have sequenced defrost cycles ensuring no more than one unit in a group will defrost. Up to four units can be optimised providing:

- Less plant water content
- Higher customer comfort due to minimised defrost effect
- Heating load uniformity over time



Low operating costs

Full inverter design enables this unit to closely follow the cooling and heating load profile of the building. This is particularly important as it ensures low operating costs for the HVAC system at part load conditions, which represents the majority of the operating time.

Contribution to green building

The system assists with adherence to popular green building protocols, such as BREEAM and LEED. EWYE-CZ can contribute to project's credits when evaluating energy efficiency of the hydronic system, thanks to inverter driven compressors. The limited GWP of R-454C also results in a possible contribution when evaluating the impact of refrigerants. In addition, the Smart Grid accessory allows control of the heat pump maximising consumption when renewable energy is produced. This potentially results in credits under BREEAM and LEED protocols, as the carbon footprint will be reduced.

F-Gas ready solution

The new small inverter heat pump provides low direct and indirect CO₂ emissions levels. This makes it an environmentally friendly series. The system utilises R454-C refrigerant, an A2L-classified refrigerant known for its mild flammability, low toxicity, and reduced global warming potential. By using R454-C, the unit can achieve higher water temperatures. With a GWP of just 148, it falls below the 150 GWP threshold established by the new F-Gas regulations, making it a future-ready option in line with upcoming regulatory standards. Incorporating R454-C will help lower the system's overall embodied carbon, with EPD documentation coming soon.



BREEAM®

LEED®
LEADERSHIP IN ENERGY AND
ENVIRONMENTAL DESIGN

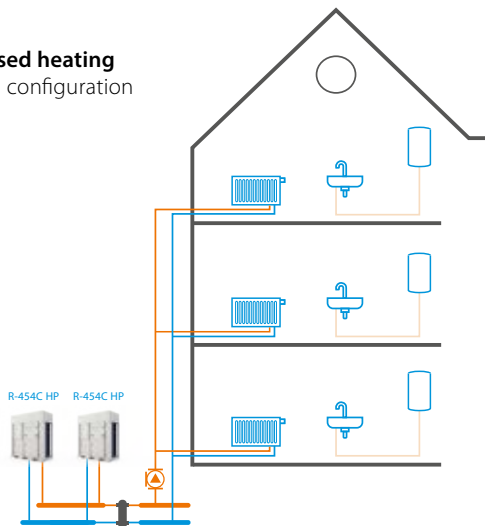
Product applications

High temperature heating for boiler replacement and Domestic Hot Water (DHW)

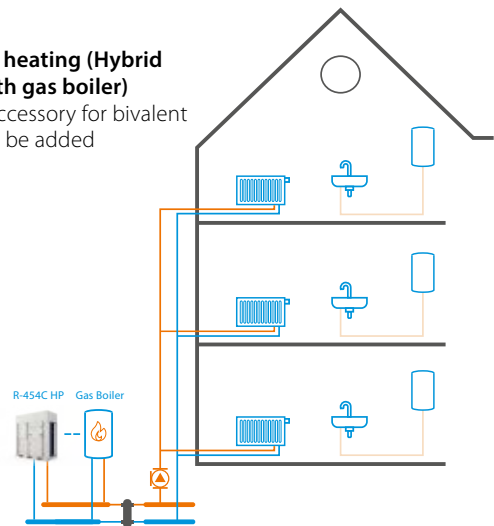
Space heating + DHW configurations

- Centralised heating in combination with gas boilers. DHW supply managed via integration with centralised heating, or independent DHW supply. Groups of units can be managed in master / slave up to four per single master
- Applications: residential, light commercial, hospitals, hotels, schools, gyms, leisure and retail centres.
- Installation: replacement and new building
- Possible terminals are:
 - Existing radiators (70 °C)
 - Heating floor (30-35 °C)
 - Fan coils (40-45 °C)

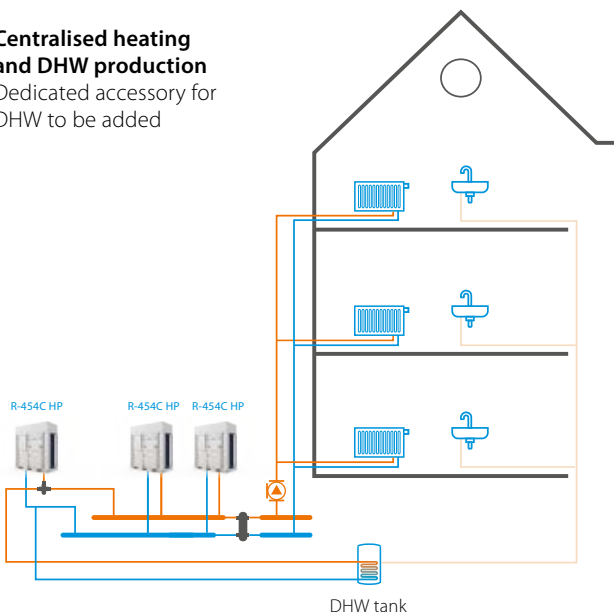
Centralised heating Standard configuration



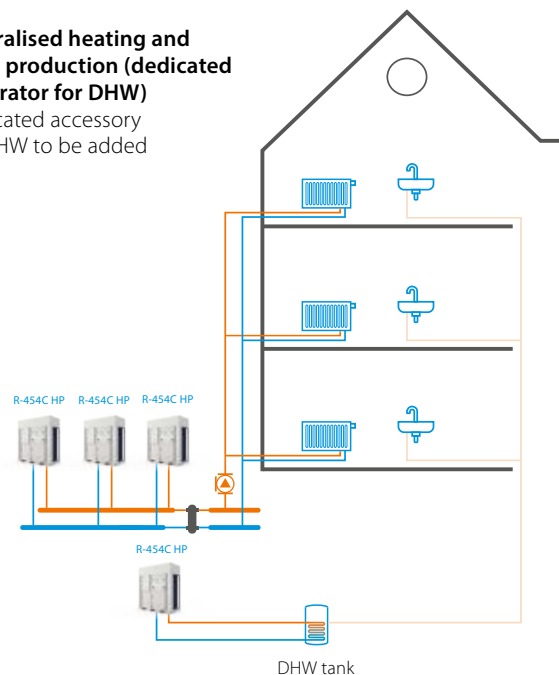
Centralised heating (Hybrid solution with gas boiler) Dedicated accessory for bivalent operation to be added



Centralised heating and DHW production Dedicated accessory for DHW to be added



Centralised heating and DHW production (dedicated generator for DHW) Dedicated accessory for DHW to be added



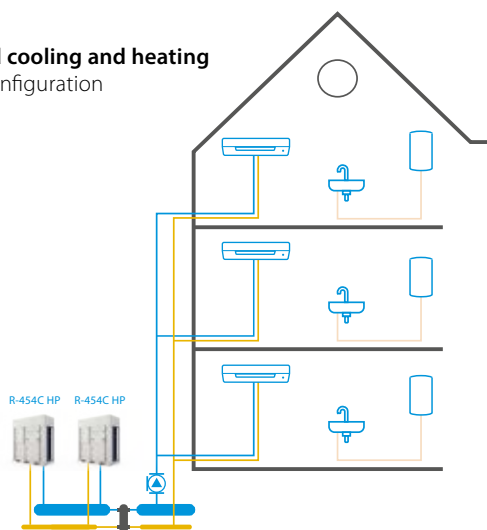
Product applications

Seasonal comfort heating and cooling + Domestic Hot Water (DHW)

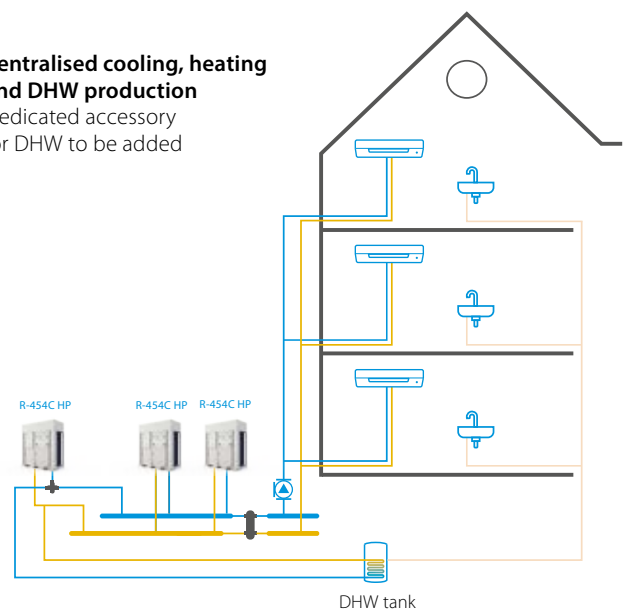
Comfort cooling & heating

- Centralised comfort heating and cooling. DHW managed via three way valves (priority on DHW demand) or independent DHW supply.
- Groups of units can be managed in master / slave up to four per single master
- Applications: residential, light commercial, hospitals, hotels, schools, gyms, leisure and retail centres.
- Installation: replacement and new building
- Possible terminals are:
 - Cooling (12-7°C) and heating floor (30-35°C)
 - Heating and cooling fan coils

Centralised cooling and heating Standard configuration

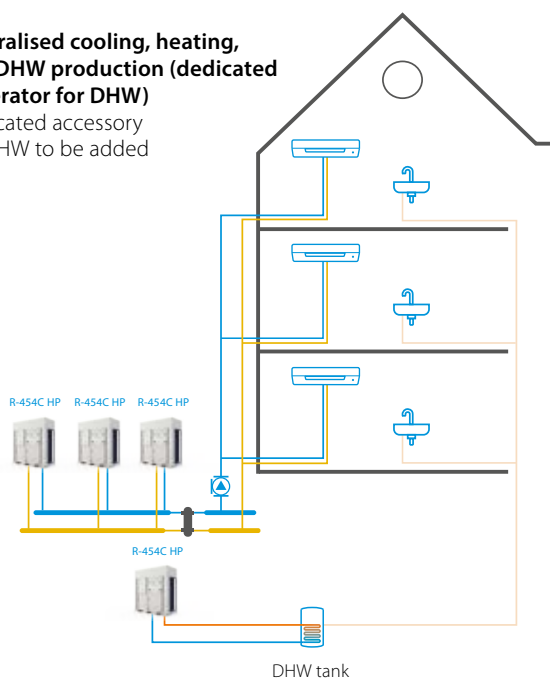


Centralised cooling, heating and DHW production Dedicated accessory for DHW to be added



Centralised cooling, heating, and DHW production (dedicated generator for DHW)

Dedicated accessory
for DHW to be added



Product options and accessories

Hydronic kit

Description

The small inverter heat pump is equipped with an inverter pump on board with electrical protection as standard. It is also possible to order the unit without the pump.



Plant management & connectivity

Master/Slave or Modbus RTU are standard to ensure a perfect plant connectivity.

Optional remote monitoring and system optimisation with Daikin proprietary cloud platform Daikin on Site.

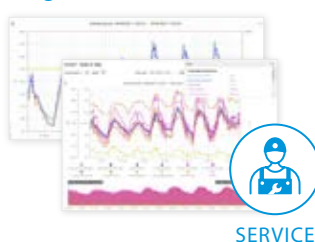
- **Predictive maintenance** to prevent breakdowns
- **Visualise energy consumption** to reduce energy costs
- Monitor and control your building no matter where you are via the **Daikin On Site**
- **Remote diagnostic support** to increase your system lifetime
- Manage **multiple sites**



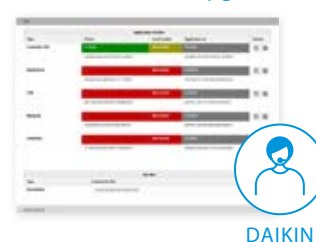
Dashboards



Diagnostics



Remote software upgrade



Master slave control

Description

The small inverter heat pump is able to operate in Master/Slave mode optimising the plant operation up to four units. The master unit manages the slave units connected in parallel on the same hydraulic plant balancing the running hours and load of each unit and each compressor.

Technical data

			EWYE 019CZ	EWYE 022CZ	EWYE 025CZ	EWYE 030CZ	EWYE 035CZ	EWYE 040CZ	EWYE 050CZ	EWYE 060CZ	EWYE 070CZ	
Cooling performance 12/7 35°C	Cooling capacity	kW	16.8	20.8	24.5	28.7	31.3	41.6	49.1	54.3	63.5	
	Capacity control	Type	Inverter Controlled									
	Unit power input	kW	4.7	6.7	8.6	9.4	10.8	13.3	17.1	19.0	21.7	
	EER		3.55	3.12	2.85	3.06	2.90	3.13	2.86	2.86	2.93	
Heating performance 40/45 7°C	Heating capacity	kW	19.0	23.5	27.6	32.0	34.9	47.2	55.3	62.0	70.0	
	Unit power input	Heating kW	5.6	7.0	8.4	9.5	10.9	14.2	17.0	19.7	22.0	
	COP		3.40	3.36	3.28	3.36	3.21	3.32	3.25	3.13	3.17	
Heating performance 60/70 -5°C	Heating capacity	kW	14.4	22.9	25.8	28.3	30.2	45.9	51.8	55.5	60.5	
	Unit power input	Heating kW	9.9	12.1	13.7	14.6	15.9	24.4	27.6	30.0	32.0	
	COP		1.5	1.9	1.9	1.9	1.9	1.9	1.9	1.9	1.9	
Heating performance 60/70 -15°C	Heating capacity	kW	13.4	21.2	23.6	25.6	27.1	42.5	47.3	50.3	54.3	
	Unit power input	Heating kW	9.6	12.0	13.6	14.4	15.5	24.3	27.5	29.4	31.0	
	COP		1.39	1.76	1.73	1.78	1.75	1.75	1.72	1.71	1.75	
Water heat exchanger heating @40/45°C	Water flow rate	l/s	0.9	1.1	1.3	1.5	1.7	2.3	2.7	3.0	3.4	
	Water pressure drop	kPa	9.8	14.2	18.9	19.0	22.2	12.8	17.2	21.1	13.8	
Water heat exchanger cooling @12/7°C	Water flow rate	l/s	0.8	1.0	1.2	1.4	1.5	2.0	2.3	2.6	3.0	
	Water pressure drop	kPa	7.7	11.3	15.2	15.5	18.2	9.9	13.5	16.2	11.3	
Air heat exchanger	Type		Al Fins & Cu Tubes									
Water heat exchanger			Brazed Plate									
Fan	Type		Axial									
	Drive		VFD									
	Quantity	N°	1			2			3	4		
	Speed	rpm	700	800	900	800	800	800	900	900	800	
Dimensions	Height	mm	1878									
	Width	mm	1152			1752			2306		2906	3506
	Length	mm	802						814			
Compressor	Type		Scroll - Vapor Injection									
	Quantity	N°	1						2			
	Economiser	N°	1						2			

Preliminary information, subject to change. Final data will be released at product launch.

Daikin Airconditioning UK Limited The Heights Brooklands Weybridge Surrey KT13 0NY Tel: 01932 879000 daikin.co.uk

Contact your Daikin wholesaler



Call 01462 435686 or go to
www.principalclimate.co.uk

09/2024

ECPEN24-423UK



FSC LOGO
TO BE INSERTED BY PRINTER

The present publication is drawn up by way of information only and does not constitute an offer binding upon Daikin UK. Daikin UK has compiled the content of this publication to the best of its knowledge. No express or implied warranty is given for the completeness, accuracy, reliability or fitness for particular purpose of its content and the products and services presented therein. Specifications are subject to change without prior notice. Daikin UK explicitly rejects any liability for any direct or indirect damage, in the broadest sense, arising from or related to the use and/or interpretation of this publication. All content is copyrighted by Daikin UK.